



2011-2012 COLORADO MEN'S BASKETBALL



Men's Basketball Contact: Andrew Green
Office: (303) 492.3812 **Cell:** (720) 470.9780
E-Mail: andrew.green@colorado.edu

GAME #15

vs. Washington State Cougars (9-6, 1-2 Pac-12)

Saturday, Jan. 7, 2:06 p.m. (MST)

Coors Events Center (11,043)

Television: FSN

Announcers: Barry Tompkins (pbp), Reggie Theus (analyst)

850 KOA: Mark Johnson (pbp), Chris Lewis (analyst)

Satellite Radio: Sirius 113; XM 192 (both CU Broadcasts)

Series vs. Washington State: Series Tied 1-1.

Last played Dec. 19, 1969.

2011-12 COLORADO SCHEDULE (10-4, 2-0 Pac-12)

Date	Opponent (TV)	Time/Result
Fri. Nov. 11	FORT LEWIS COLLEGE	W, 85-57
Thu. Nov. 17	^vs. Wichita State (ESPNU)	L, 58-67
Fri. Nov. 18	^vs. Maryland (ESPN3)	L, 71-78
Sun. Nov. 20	^vs. Western Michigan (ESPN3)	W, 81-76
Wed. Nov. 23	at Air Force (The Mtn.)	(ot) W, 76-73
Mon. Nov. 28	GEORGIA (FSN)	W, 70-68
Wed. Nov. 30	at Colorado State (The Mtn.)	L, 64-65
Wed. Dec. 7	FRESNO STATE	W, 71-64
Fri. Dec. 9	WYOMING (ROOT Sports)	L, 54-65
Mon. Dec. 19	CSU BAKERSFIELD	W, 70-64
Thu. Dec. 22	TEXAS SOUTHERN	W, 56-51
Wed. Dec. 28	NEW ORLEANS (ROOT Sports/KOA)	W, 92-34
Sat. Dec. 31	* UTAH (ROOT Sports)	W, 73-33
Thu. Jan. 5	* WASHINGTON (ROOT Sports)	W, 87-69
Sat. Jan. 7	* WASHINGTON STATE (FSN/KOA)	2:00 p.m.
Thu. Jan. 12	*at California (CSN California)	9:00 p.m.
Sat. Jan. 14	*at Stanford (FSN/KOA)	2:00 p.m.
Thu. Jan. 19	* ARIZONA STATE (ROOT Sports)	6:30 p.m.
Sat. Jan. 21	* ARIZONA (ROOT Sports/KOA)	4:00 p.m.
Thu. Jan. 26	*at USC	8:30 p.m.
Sat. Jan. 28	*at UCLA	2:00 p.m.
Thu. Feb. 2	* OREGON STATE	7:00 p.m.
Sat. Feb. 4	* OREGON (ROOT Sports/KOA)	7:00 p.m.
Thu. Feb. 9	*at Arizona (FSN-Arizona)	6:30 p.m.
Sat. Feb. 11	*at Arizona State (FSN-Arizona/KOA)	4:30 p.m.
Sat. Feb. 18	*at Utah (FSN/ROOT Sports/KOA)	3:00 p.m.
Thu. Feb. 23	* STANFORD	7:00 p.m.
Sun. Feb. 26	* CALIFORNIA (FSN)	3:30 p.m.
Thu. Mar. 1	*at Oregon	•TBA
Sat. Mar. 3	*at Oregon State (KOA)	•TBA
Mar. 7-10	**Pac-12 Tournament	TBA

*-Pac-12 Conference

**-Pac-12 Conference Tournament (Staples Center, Los Angeles)

^-Fifth Annual 5-hour ENERGY® Puerto Rico Tip-off (San Juan)

•Wildcard selections for March 1 & 3 made on Monday, Feb. 20.

COLORADO PROBABLE STARTERS

Pos/No	Player	Ht	Wt	Yr	Hometown	PPG	RPG	APG
F 21	André Roberson	6-7	210	So.	San Antonio, Texas	11.8	12.0	*1.4
F 33	Austin Dufault	6-9	225	Sr.	Killdeer, N.D.	10.5	4.8	1.3
G 1	Nate Tomlinson	6-3	185	Sr.	Sydney, Australia	6.0	1.9	3.4
G 25	Spencer Dinwiddie	6-5	190	Fr.	Woodland Hills, Calif.	11.6	3.9	1.8
G 30	Carlton Brown	6-5	215	Sr.	Riverside, Calif.	13.1	3.1	2.3

*-blocks

WASHINGTON STATE COUGARS PROBABLE STARTERS

Pos/No	Player	Ht	Wt	Yr	Hometown	PPG	RPG	APG
F 12	Brock Motum	6-10	245	Jr.	Brisbane, Australia	15.7	6.5	2.1
F 40	Charlie Enquist	6-10	230	Sr.	Edmonds, Wash.	6.2	5.2	0.3
G 0	Marcus Capers	6-4	179	Sr.	Winter Haven, Fla.	5.3	3.9	1.8
G 1	Reggie Moore	6-1	178	Jr.	Seattle, Wash.	9.1	2.7	5.5
G 3	DaVonté Lacy	6-3	206	Fr.	Tacoma, Wash.	10.2	2.2	2.2

QUICKLY: CU men have won five straight, eight of their last 10 games since returning from Puerto Rico • This year's senior class is 47-15 (.758)overall at the Coors Events Center, including 14 out of 15 wins • Last Saturday (Dec. 31) was the first time since 1997 (14 years ago) when both CU men's and women's basketball teams won their respective conference openers in the same season. In 1997, both Buffs teams defeated Nebraska on Jan. 4, then again last Saturday (Dec. 31), both defeated Utah • CU is shooting a school-best 39.6 percent from the 3-point arc (min. 100 attempts).

2-0 CONFERENCE STARTS: CU has started 2-0 in conference play for only the third time since the 1996-97 season. The Buffs started 3-0 in conference last season in the Big 12 with wins over Missouri, Oklahoma State and Kansas State. CU has not started 2-0 in conference play in two consecutive seasons since the 1961-62 and 1962-63 seasons when they were members of the Big 8 conference. CU started the 1961-62 conference season 10-0, and the 1962-63 conference season 5-0.

Pac-12 NOTES: CU has the longest winning streak in the Pac-12 (five games) and is the lone unbeaten team (2-0) • CU ranks first in Pac-12 FG% defense (.390), see page 4 for conference rankings • CU is fifth in Pac-12 attendance (6,224) • Andre Roberson is the lone CU player atop any stat (all games played), he's first in rebounding (12.0), offensive (3.9) and defensive rebounding (8.1).

HEAD COACH: Tad Boyle continues re-writing the CU record book. Last Saturday, he picked up his second consecutive conference opener victory. It's the first time a CU coach has won back-to-back conference openers since Frosty Cox (1935-36, 1936-37) • Coach Boyle's CU two-year record is 34-18 (.654) and 26-3 at home (.897) • Buffs are 8-1 at home this season.

2011-12 Team Averages

	CU	WSU
Points	72.0	71.9
Pts. Allowed	61.7	64.9
Scoring Margin	+10.3	+7.1
Field Goals	24.1	24.9
Field Goal Att.	52.1	51.7
Field Goal Pct.	.463	.482
3-pt FGs	6.5	6.7
3-pt FG Att.	16.4	17.4
3-pt FG Pct.	.396	.383
FTM	17.2	15.4
FT Att.	24.6	22.5
FT Pct.	.701	.685
Off. Rebs.	11.2	9.8
Def. Rebs.	27.1	24.4
Total Rebs.	38.3	34.2
Reb. Margin	+7.0	+1.9
Fouls	16.9	17.0
Turnovers	14.2	14.3
Assists	13.4	15.3
Blocks	3.2	2.9
Steals	5.5	5.9

NUMERICAL ROSTER

No.	Student-Athlete	Pos.	Ht.	Wt.	Cl.	Exp.	Hometown (High School/Previous College)
0	Askia Booker	PG	6-1	160	Fr.	HS	Los Angeles, Calif. (Price HS)
1	Nate Tomlinson	PG	6-3.5	185	Sr.	3L	Sydney, Australia (Lee Academy [Maine])
2	Shannon Sharpe	PG	6-1	210	RS-So.	1L	Corona, Calif. (Centennial HS)
5	Beau Webb	G	6-4.5	190	Fr.	HS	Lone Tree, Colo. (Arapahoe HS)
14	Beau Gamble	G	6-0	175	So.	TR	Boulder, Colo. (Fairview HS/Santa Clara)
15	Shane Harris-Tunks	C/F	6-11	245	RS-So.	1L	Liverpool, New South Wales, Australia (Australian Institute of Sport)
21	André Roberson	F	6-7	210	So.	1L	San Antonio, Texas (Wagner HS)
23	Sabatino Chen	G	6-4	185	Jr.	TR	Louisville, Colo. (Monarch HS/Denver)
25	Spencer Dinwiddie	G	6-5	190	Fr.	HS	Woodland Hills, Calif. (Taft HS)
30	Carlton Brown	G	6-5	215	Sr.	TR	Riverside, Calif. (Martin Luther King HS/Utah)
31	Jeremy Adams	G	6-5	215	So.	TR	Madison, Miss. (Central HS/Navarro JC [Texas])
32	Ben Mills	C	7-0	220	So.	1L	Hartland, Wis. (Arrowhead HS)
33	Austin Dufault	F	6-9	225	Sr.	3L	Killdeer, N.D. (Killdeer HS)
44	Damiene Cain	F	6-7	245	Fr.	HS	North Hollywood, Calif. (Harvard Westlake HS)
55	Trey Eckloff	F	6-10	230	Sr.	3L	Englewood, Colo. (Cherry Creek HS)

Head Coach: Tad Boyle (Kansas '85) - 2nd Year

Assistant Coach: Tom Abatemarco (Dowling College '73) - 2nd Year

Assistant Coach: Jean Prioleau (Fordham '92) - 2nd Year

Assistant Coach: Mike Rohn (McPherson College '90; Fort Hays State 1993) - 2nd Year

Director of Basketball Operations: Rodney Billups (Denver 2005) - 2nd Year

Coordinator of Operations: Bill Cartun (Bates College 2005; Connecticut 2007) - 2nd Year

Athletic Trainer: Trae Trashiro (Northern Colorado 2001; Virginia 2003) - 2nd Year

Speed, Strength & Conditioning Coach: James Hardy (Christopher Newport University 2003; Auburn 2006) - 5th Year

PRONUNCIATIONS

Askia Booker: ah-SKEY-ah
 Roberson: ROB-er-son
 Dufault: Doo-fault
 Dinwiddie: Din-wid-dee
 Sabatino Chen: SAB-ba-teen-o

CLASS

Seniors (4)

Carlton Brown
 Austin Dufault
 Trey Eckloff
 Nate Tomlinson

Juniors (1)

Sabatino Chen

Sophomores (4)

Jeremy Adams
 Ben Mills
 André Roberson
 Beau Gamble

Redshirt-Sophomores (2)

Shane Harris-Tunks
 Shannon Sharpe

Freshmen (3)

Askia Booker
 Damiene Cain
 Spencer Dinwiddie
 Beau Webb

HEIGHT

7-0 Ben Mills
 6-11 Shane-Harris-Tunks
 6-10 Trey Eckloff
 6-9 Austin Dufault
 6-7 Damiene Cain
 6-5 André Roberson
 6-5 Jeremy Adams
 6-4 Carlton Brown
 6-4 Spencer Dinwiddie
 6-3.5 Sabatino Chen
 6-3.5 Nate Tomlinson
 6-1 Askia Booker
 6-1 Shannon Sharpe
 6-0 Beau Gamble

GEOGRAPHICAL

Australia (2)

Shane Harris-Tunks
 Nate Tomlinson

California (5)

Askia Booker
 Carlton Brown
 Damiene Cain
 Spencer Dinwiddie
 Shannon Sharpe

Colorado (4)

Sabatino Chen
 Trey Eckloff
 Beau Gamble
 Beau Webb

PERCENTAGE OF 2011-12 MBB RETURNERS

Category	Total	Return	Loss	% Returning
Points	3025	748	2277	24.7
Rebounding	1367	711	656	52.0
Assists	524	195	329	37.2
Blocks	111	77	34	69.4
Steals	259	118	141	45.6
Field Goals	1058	293	765	27.7
FG Attempts	2237	568	1669	25.4
3-pt. Made	230	44	186	19.1
3-pt. Attempts	618	139	479	22.5
FT Made	679	118	561	17.4
FT Attempts	873	200	673	22.9
Off. Rebounds	447	256	191	57.2
Def. Rebounds	920	455	465	49.5

2011-12 Pac-12 MBB Media Poll

	Pts.
1) UCLA (14)	421
2) California (13)	405
3) Arizona (11)	404
4) Washington	355
5) Oregon	282
6) Stanford	255
7) USC	194
8) Oregon State	188
9) Arizona State	148
10) Colorado	119
Washington State	119
12) Utah	74

First place votes in parentheses

Mississippi (1)

Jeremy Adams

North Dakota (1)

Austin Dufault

Texas (1)

André Roberson

Wisconsin (1)

Ben Mills

AUTOGRAPH DAY: Saturday is autograph day against Washington State. After the game, basketball fans will have the opportunity to meet the team on the Events Center floor!

NCAA RPI: CU ranks No. 94 overall of the five Pac-12 schools ranked in the top-100. Cal is No. 54; Arizona is No. 56, Stanford No. 81, and Washington is No. 82. Washington State is No. 112.

COACH BOYLE: After becoming the first CU basketball head coach to win back-to-back conference openers since Frosty Cox (1935-36, 1936-37), Tad Boyle has the most wins in his second year as a head coach with at least 46 games coached in the 110-year history of the program.

Tad Boyle

24-14 2010-11

10-4 2011-12

34-18 Total (.654)

Ricardo Patton

22-10 1996-97

6-7 1997-98

28-17 Total (.622)

Joe Harrington

19-14 1990-91

8-6 1991-92

27-20 Total (.575)

NATIONAL RANKINGS: Andre Roberson ranks third nationally in rebounding (12.0) and fifth in double-doubles (9) • Spencer Dinwiddie is No. 89th nationally in FT% (83.6). See last few pages of the notes packet for complete CU national rankings.

TEAM NOTES: CU has made at least one 3-pointer in 309-consecutive games dating back to the 2001-02 season. The Buffs made a season-high 12 against Utah, in addition to 25 attempts • This year's senior class is 47-15 (.758) overall at the Coors Events Center.

TEAM TRENDS: The Buffs are 10-0 when having a higher shooting percentage; 6-0 with fewer bench points than opponent; 6-0 in games in which a bench player does score 10-plus points, 7-0 when four players score 10 or more points; 7-1 when outrebounding opponent; 7-1 when leading at halftime.

HISTORY BOOKS: Austin Dufault is third all-time at CU with 108 career starts; 41st in career scoring (825 pts.) • Carlon Brown scored a game-high 18 points against New Orleans to eclipse the 1K point plateau. He now has 1,038 points. If he scored all his points at CU, he would rank 26th overall • Andre Roberson has 465 rebounds, No. 27 in career rebounding (8.9 rpg.) • Nate Tomlinson is No. 6 in career treys made (129).

BUFF BITS

#0 Askia Booker, 6-1, 160, Fr., PG

- Six games in 10 figures w/ one start
- Season-best 14 points (Georgia, Utah)
- Season-high six rebounds vs. New Orleans
- Averaging 9.1 ppg., 2.9 rpg., 1.8 apg., 0.9 spg.

#1 Nate Tomlinson, 6-3.5, 185, Sr., PG

- Started 12 of 14 games at the point
- First on team in assists (48), third in three-pointers (15)
- 129 career treys, sixth at CU
- Averaging 6.0 ppg., 3.4 apg., 1.9 rpg.

#2 Shannon Sharpe, 6-1, 210, RS-So., PG

- Played in 10 games as a reserve
- Collected two assists each vs. Utah & Texas Southern
- Scored four points against Maryland
- Averaging 1.0 ppg., 1.3 rpg., 0.8 apg.

#5 Beau Webb, 6-4.5, 190, Fr., G

- Has played four games
- Started in Puerto Rico against Wichita State
- Played a season-high four minutes vs. New Orleans
- Scored three points vs. Utah and New Orleans

#15 Shane Harris-Tunks, 6-11, 245, RS-So., C/F

- Played 14 games this season w/ one start
- Season-best eight points, eight rebounds vs. Western Michigan
- Scored in 12 of 14 games; eight points against Wichita State
- Averaging 3.1 ppg., 2.7 rpg., 46 percent from the field

#21 André Roberson, 6-7, 210, So., F

- Third nationally in rebounding (12.0 rpg.)
- Nine double-doubles (4th nationally); 14 career
- Double-digit rebounds in 12 of 14 games; blocks in 10 of 13 games
- Led team on the glass in 13 of 14 games in blocks eight times
- Averaging 11.8 ppg., 12.0 rpg., 0.9 bpg, 0.9 apg.

#23 Sabatino Chen, 6-4, 185, Jr.-TR, G

- Played in all 14 games
- Season-best 10 points in home opener
- Grabbed five rebounds each against Bakersfield, New Orleans
- Averaging 3.0 ppg., 1.3 rpg., 56.3 FG%

#25 Spencer Dinwiddie, 6-5, 190, Fr., G

- Averaging a team-best 15.3 ppg. over his last eight games
- Season-best 19 points against Utah in Pac-12 opener
- Leads team in scoring five times; one of two w/ 14 starts
- Third overall in team scoring (11.6), third in rebounding (3.9); second in three-pointers made (20); fourth in FG% (min. 100 shots) 43.6 percent

#30 Carlon Brown, 6-5, 215, Sr.-TR, G

- Leads team in scoring 13.1 ppg., second in assists (2.3)
- Double-digit scoring 12 of 14 games; one of two w/ 14 starts
- Scored a CU season-high 23 points (Western Michigan)
- First on the team in three-pointers (21)

#31 Jeremy Adams, 6-5, 215, So.-TR, G

- Played in nine games with one start
- Season-best eight points against Fresno State
- Had five rebounds versus Washington, a season high
- Missed first five games of the season with injuries
- Averaging 12.3 minutes in reserve role

#32 Ben Mills, 7-0, 220, So., C

- Played in four games averaging 1.0 ppg., 1.3 rpg.
- Is 2-of-3 from the field
- Season-high six minutes against New Orleans

#33 Austin Dufault, 6-9, 225, Sr., F

- Tied for second in FG% (min. 100 shots) with 49.5 percent shooting
- Fourth in scoring (10.5 ppg.); fifth in assists (18)
- Second in rebounding (4.8)
- 108 career starts (third all-time), 14th in minutes played (2823), 31st in rebounding (437), No. 41 in scoring (825).

#44 Damiene Cain, 6-7, 245, Fr., F

- Plagued by injuries for most of the season
- Played four games averaging 1.5 ppg., 2.0 rpg.

#55 Trey Eckloff, 6-10, 230, Sr., F

- One of three seniors entering his fourth year as a Buff
- Played four games in a reserve role w/ five points, three assists.

SCORING: CU has had a variety of leading scorers through 14 games with Spencer Dinwiddie leading the way with five times; Carlon Brown four times; Andre Roberson three times; Austin Dufault and Nate Tomlinson each with one.

PLAYER TRENDS: Andre Roberson has led CU in rebounding in 10 straight games (one shared) • Spencer Dinwiddie has led in scoring five of the last nine games • Nate Tomlinson has led in assists four of seven games • Roberson has led in blocks the last five games (12 total).

CLEANING GLASS: After 14 games, sophomore Andre Roberson has amazing 168 rebounds (12.0 rpg.) and averaging 11.8 ppg. looking to become CU's first double-double guy since Stephane Pelle in 2001-02 (12.8 ppg., 10.8 rpg). Roberson has 14 career doubles, nine this year, which also ranks among the nation's top-5. For those wondering, the school record for most boards in a season is 346 by Burdette Haldorson in 1954-55.

THREE-POINTERS: Nate Tomlinson broke a five-game streak of not converting a three-pointer going 1-for-1 against Washington. Tomlinson is now tied for sixth in school history with 129. He is tied with Levi Knutson (2007-11) and Donnie Boyce (1991-95).

TEAM NOTES vs. WASHINGTON:

- CU has won three straight games by double digits after their six prior wins were all won by single digits.
- Only the second time this season that Washington was outscored in both halves.
- CU had five players register double-digits (Dufault, Tomlinson, Dinwiddie, Brown, Booker) for the third time this season, the last occurrence was against New Orleans on December 28.
- CU improves to 7-7 all-time and 5-1 in Boulder against Washington and has now won three straight at home versus the Huskies.
- CU is on a five-game winning streak and has won eight of their last 10 contests. It is their longest streak since winning seven in a row last season, from Dec. 23, 2010 to Jan. 15, 2011.
- CU has used the same starting lineup of Brown, Dinwiddie, Tomlinson, Roberson and Dufault in five straight games (all wins) and 12 contests overall this season (9-3).
- CU had a .571 three-point shooting percentage which is the highest this season.
- CU won tonight despite being outscored off the bench, in the paint, off of turnovers, on the fast break, and second chance scoring. CU outscored Washington from the three-point-line and from the free-throw-line. CU is now 6-0 this season when being outscored off the bench.

40+ POINT WINS: The 40-point win over Utah was also the highest point differential in a CU conference game since the Buffs defeated Denver by 41 points (77-36) on Mar. 6, 1945 as a member of the Mountain States Conference. CU defeated Nebraska by 42 points (89-47) on Dec. 29, 1954, but that was part of the Big Seven Christmas Tournament in Kansas City • The back-to-back 40-point wins are the first since Dec. 3 and 6, 2000 when the Buffs defeated Texas Arlington by 44 (119-75) and then went to defeat St. Mary's (105-61) by 44 points.

ONE FOR THE RECORD BOOKS: Here's a closer look at CU's 92-34 win over New Orleans:

- 66 - 12/27/1909 at Leadville HS, 76-10
- 64 - 1/3/2006 vs. Savannah State, 116-52
- 60 - 3/4/1909 vs. Westminster, 71-11
- 59 - 12/28/1909 at Grand Jct. YMCA, 71-12
- 58 - 12/28/2011 vs. New Orleans, 92-34

- It's the seventh win in CU history by 50-plus points.
- It's the second-highest margin of victory (Savannah State game) since the jump ball was banned after every made basket (basically in the past 10 decades).
- Since 1930, it's just the second win by 50-plus points and 21st by 40-plus points.

CU/UTAH RECAP: Freshman guard Spencer Dinwiddie scored a season-best 19 points against Utah, the eighth straight game he had at least 12 points, and fifth time this season he has led the Buffs in scoring • Freshman guard Askia Booker came off the bench to score 14 points with a season-best four 3-pointers against Utah • CU has allowed a combined 67 points in its last two games, the fewest points allowed in a two-game span (67) since the 1947-48 season (64) • Andre Roberson grabbed a career-high 17 rebounds against the Utes becoming the first CU player since 2006-07 to have that many in a game.

KOA: The game this Saturday against Washington State, the Buffs will be on KOA radio. Every Saturday for the rest of the season barring Broncos or Rockies, the Buffs will be on 850 KOA. Clear Channel Radio's 850 KOA and AM 760 (KKZN), in conjunction with Learfield Sports and Buffalo Sports Properties, are expanding coverage of CU Basketball. KOA coverage will include most Pac-12 weekend games, along with an expanded pregame show, Buffs Warm-Up, will begin one-hour prior to tip-off.

CU/Pac-12 Team Charts (Jan. 6)

Category/Name	All Games		Pac-12	
	Rank	Stats	Rank	Stats
Scoring Offense	4th	72.0	t2nd	80.0
Scoring Defense	4th	61.7	1st	51.0
Scoring Margin	4th	+10.3	1st	+29.0
Free Throw %	4th	.701	1st	.844
Field Goal %	6th	.463	3rd	.486
Field Goal % Def.	1st	.390	1st	.312
3-Point Field Goal %	2nd	.396	1st	.513
3-Point FG Pct. Defense	2nd	.320	1st	.140
Rebounding Offense	2nd	38.3	1st	40.0
Rebounding Defense	4th	31.3	8th	33.0
Rebounding Margin	2nd	+7.0	1st	+7.0
Blocked Shots	6th	3.2	1st	5.0
Assists	8th	13.4	5th	13.5
Steals	9th	5.4	t3rd	7.0
Turnover Margin	10th	-1.5	7th	-1.0
Assist/Turnover Ratio	8th	0.9	8th	0.9
Offensive Rebounds	5th	11.2	6th	11.0
Defensive Rebounds	1st	27.1	1st	29.0
Defensive Rebound %	3rd	.712	10th	.659
Offensive Rebound %	4th	.355	2nd	.379
3-Point FG Made	6th	6.5	1st	10.0

Individuals • All Games Scoring

Carlton Brown	14th	13.1	t-16th	14.0
Andre Roberson	24th	11.8	24th	12.5
Spencer Dinwiddie	25th	11.6	t-8th	16.0

Rebounding

Andre Roberson	1st	12.0	1st	14.5
Austin Dufault	-	-	18th	5.0

FG%

Carlton Brown	-	-	8th	.647
Andre Roberson	-	-	12th	.571

Assists

Nate Tomlinson	11th	3.4	t-15th	3.0
Spencer Dinwiddie	-	-	10th	3.5

Free Throw %

Spencer Dinwiddie	3rd	.844	t-5th	.917
Nate Tomlinson	-	-	1st	1.000
Austin Dufault	-	-	12th	.857

3PT FG %

Spencer Dinwiddie	3rd	.513	7th	.556
Carlton Brown	-	-	2nd	.714

3PT FG Made

Carlton Brown	14th	1.5	8th	2.5
Askia Booker	-	-	2nd	3.5

Blocked Shots

Andre Roberson	3rd	1.4	t-1st	2.5
Shane Harris-Tunks	-	-	6th	1.5

Assistant-to-Turnover Ratio

Nate Tomlinson	7th	1.8	t3rd	3.0
Spencer Dinwiddie	-	-	1st	7.0

Offensive Rebounds

Andre Roberson	1st	3.9	1st	4.5
Shane Harris-Tunks	-	-	t-14th	2.0

Defensive Rebounds

Andre Roberson	1st	8.1	1st	10.0
Austin Dufault	-	-	9th	4.5

FORMER BUFFS: To former Buff Cory Higgins ('11), who made the roster of the Charlotte Bobcats. Along with Alec Burks ('11) on the Utah Jazz and of course Chauncey Billups ('97) on the Los Angeles Clippers, that's three Buffaloes on regular season NBA rosters for the first time since the 1992-93 season (Matt Bullard, Jay Humphries, Alex Stivrins).

FREE THROW SHOOTING: Here's a look at the career percentages at the charity stripe with under five and two minutes to play.

5:00-2:01

Chen	2-of-2	100%
Sharpe	2-of-2	100%
Dinwiddie	5-of-6	83.3%
Booker	3-of-4	75.0%
Brown	3-of-4	75.0%
Tomlinson	9-of-12	75.0%
Dufault	6-of-9	66.7%
Roberson	7-of-13	53.9%
Mills	0-of-1	00.0%

2:00-0:00

Brown	2-of-2	100%
Eckloff	2-of-2	100%
Dinwiddie	12-of-14	85.7%
Tomlinson	19-of-24	79.2%
Dufault	7-of-10	70.0%
Sharpe	7-of-11	63.6%
Roberson	16-of-27	59.3%
Booker	1-of-2	50.0%

Combined Total

Chen	2-of-2	100%
Dinwiddie	17-of-20	83.3%
Brown	5-of-6	83.3%
Tomlinson	28-of-36	77.8%
Sharpe	9-of-13	69.2%

Dufault	13-of-19	68.4%
Roberson	23-of-40	57.5%
Booker	5-of-10	50.0%
Mills	0-of-1	0.0%

SINGLE-DIGIT GAMES: The 1951-52 season was the last time CU opened the season with nine single-digit games in the first 11 games. In fact, that team started the season with 10 of the first 12 games in single-digits (3-9 record). For the season, CU played in 15 single-digit games, going 5-10 in those contests.

Men's Basketball Coach Tad Boyle's Take on the Pac-12: "I look at all the (former Pac-10) players who are in the NBA. It's a league that produces NBA-caliber talent – some years more than others. I think in any conference it's cyclical to some extent, but in the Pac-12 there's schools that have been traditionally good in basketball – UCLA, Arizona. But sometimes when you look at a conference you only look at schools in the top half; there are no bottom feeders. Arizona has lot of guys coming back and a lot good ones coming in. (Arizona) has recruited as well as anybody in the league. Ben Howland's record speaks for itself at UCLA. Lorenzo Romar's done an unbelievable job at Washington...I don't see any weak spots in the league. Like most leagues, some programs are rebuilding, and I'd put us in the rebuilding category. We're the new kids on the block; we're going to have to go through it for a year to see."

The Pac-10 Conference during the 2010-11 season sent seven schools to a trio of post-season tournaments. Led by conference regular season champion Arizona, who reached the Elite Eight and fell to eventual NCAA Champion Connecticut, the Pac-10 also earned NCAA berths with UCLA, Washington (conference tourney champion), and Southern California. National Invitation Tournament (NIT) appearances were made by California and Washington State, while Oregon captured the CBI crown to give the Pac-10 its second title in three seasons of the tournament.

CU Career Rankings

Scoring

36.	Chris Copeland, 2002-06	848
	Gordon Tope, 1967-69	848
38.	Chuck Gardner, 1964-66	845
39.	Michael Lee, 1985-88	844
40.	Bob Jeangerard, 1952-55	842
41.	Austin Dufault	825

Rebounding

24.	Michel Morandais, 2000-04	497
25.	Don Walker, 1957-59	492
26.	Chuck Gardner, 1964-66	486
27.	Andre Roberson	465
28.	Ted Allen, 1992-95	443
29.	Charlie Melvin, 1995-98	441
30.	Matt Bullard, 1985-87	439
31.	Austin Dufault	437

3-Point FGs

5.	Marcus Hall, 2003-06, 07-08	152
6.	Nate Tomlinson	129
	Levi Knutson, 2007-11	129
	Donnie Boyce, 1991-95	129

Assists

7.	Stevie Wise, 1987-91	377
8.	Nate Tomlinson	345

Steals

18.	Jacques Tuz, 1978-82	96
19.	Jaquay Walls, 1998-00	95
20.	Emmett Lewis, 1976-79	94
21.	Nate Tomlinson	92

Blocked Shots

19.	Jamahl Mosley, 1997-2001	67
	Matt Bullard, 1995-97	67
20.	Andre Roberson	62
	Alex Stivrins, 1983-85	62

Games Played

11.	Dwight Thorne II, 2006-10	117
	Antoine McGee, 2002-06	117
13.	Jayson Obazuaye, 2002-06	116
	Michel Morandais, 2000-04	116
15.	Austin Dufault	114
t27.	Nate Tomlinson	107

Games Started

1.	Cory Higgins, 2007-11	131
2.	Richard Roby, 2004-08	116
3.	Austin Dufault	108
8.	Nate Tomlinson	90

Minutes

12.	Michel Morandais, 2000-04	3013
13.	Nate Tomlinson	2872
14.	Austin Dufault	2823

Assist-to-Turnover Ratio

8.	Mike Reid, 1982-86	446-263
		1.70
9.	Nate Tomlinson	345-208
		1.66

OVER THE YEARS WITH CU: Here's a look at CU over the last 16 years with each head coach at the helm.

TAD BOYLE

Years	PPG	FG %	3-Pt.%	FT%	To	W's
2011-12	72.0	.463	.396	.701	14.2	10
2010-11	80.1	.475	.374	.776	11.6	24

JEFF BZDELIK

Years	PPG	FG %	3-Pt.%	FT%	To	W's
2009-10	74.6	.473	.388	.766	13.2	15
2008-09	62.9	.454	.346	.731	14.1	9
2007-08	62.4	.451	.343	.684	13.4	12

RICARDO PATTON

Years	PPG	FG %	3-Pt.%	FT%	To	W's
2006-07	69.1	.417	.313	.655	17.5	7
2005-06	76.8	.434	.342	.646	14.0	20
2004-05	71.6	.435	.353	.629	14.4	14
2003-04	74.2	.464	.372	.621	14.6	18
2002-03	75.2	.443	.326	.669	14.0	20
2001-02	79.7	.453	.357	.677	17.0	15
2000-01	80.6	.460	.359	.715	16.5	15
1999-00	75.2	.426	.339	.686	14.3	18
1998-99	73.1	.414	.344	.702	14.7	18
1997-98	71.4	.404	.346	.688	14.3	13
1996-97	73.1	.420	.362	.681	13.9	22

850 KOA AND AM 760 EXPAND CU BASKETBALL COVERAGE

BOULDER - Clear Channel Radio's 850 KOA and AM 760 (KKZN), in conjunction with Learfield Sports and Buffalo Sports Properties, are expanding coverage of University of Colorado Basketball.

KOA coverage will include most Pac-12 weekend games, along with an expanded pregame show, Buffs Warm-Up, will begin one-hour prior to tip-off. This season selected CU Men's Basketball games will move to 850 KOA.

The first of the KOA broadcasts was Wednesday, Dec. 28 against the New Orleans Privateers.

KOA will begin its pregame coverage an hour prior to tip with Mark Johnson and Chris Lewis from the Coors Events Center beginning at 6 p.m.

850 KOA men's basketball games featured at home will be: New Orleans (Dec. 28), Utah (Dec. 31), Washington State (Jan. 7), Arizona (Jan. 21), Oregon (Feb. 4), and California (Feb. 26).

Road games are Stanford (Jan. 14), UCLA (Jan. 28), Arizona State (Feb. 11), Utah (Feb. 18), and Oregon State (Mar. 3).

Games not heard on 850 KOA will continue to air on AM 760.

Additionally, AM 760 is debuting a new CU Basketball program entitled Buffs PrimeTime. This weekly show will feature interviews with head coaches Tad Boyle and Linda Lappe, in addition to the student-athletes.

Buffs PrimeTime is hosted by Mark Johnson and will air Tuesday nights from 7 p.m. until 8 p.m., live from Carelli's of Boulder. The first program is scheduled for January 3.

All fans are welcome to join Buffs PrimeTime live at Carelli's of Boulder, located at 645 30th Street in Boulder.

In addition to airing on AM 760, Buffs PrimeTime will also be streamed live on AM760.net and on the BuffsVision tab on CUBuffs.com, and will be available on the iHeartRadio application.

THE LAST TIME ...

20-Point Scorer: 21, Andre Roberson vs. Fresno State, Dec. 7, 2011

30-Point Scorer: 33, Alec Burks, vs. Texas, Feb. 26, 2011

40-Point Scorer: 42, Jaquay Walls, Iowa State (ot), Feb. 19, 2000

Three 20-point Scorers in Same Game:

vs. Oklahoma State: Kal Bay (21) Dominique Coleman(20), Richard Roby (20), Feb. 3, 2007

Five Double-Figure Scorers in Same Game: Washington, Jan. 5, 2012: Carlton Brown (18), Austin Dufault (13), Spencer Dinwiddie (13), Askia Booker (12), Nate Tomlinson (11)

Six Double-Figure Scorers in Same Game: vs. Longwood, Dec. 19, 2010: Cory Higgins (18), Levi Knutson (17), Alec Burks (15), Marcus Relphorde (14), Andre Roberson (14), Austin Dufault (12)

Double-Double Performance: Andre Roberson (17 pts., 17 rebs.), Utah (Dec. 31, 2011)

Triple-Double Performance:

David Harrison (20 points, 10 rebounds, 11 blocks), Nebraska, Mar. 8, 2003

Player with 20 or More Rebounds: 21, Stephane Pelle, Stetson, Nov. 24, 2002

Player with 15 or More Rebounds: 17, Andre Roberson, Utah (Dec. 31, 2011)
17, Jermyl Jackson-Wilson, Denver, Nov. 10, 2006

Player with 10 or More Rebounds: 12, Andre Roberson, Washington (Jan. 5, 2012)

Player with 10 or More Assists: 10, Marcus Hall, vs. Baylor (2ot), Kansas City, Mar. 13, 2008

Player with Five or More Steals: 6, Alec Burks vs. Yale, Dec. 29, 2009

Player with Six or More Three-Point FGs Made: 6, Levi Knutson, at Kansas State (Jan. 12) and against Oregon State, Dec. 4, 2010.

Player with Five or More Blocked Shots

5, Marcus King-Stockton vs. Oklahoma (Kansas City, Mo.), Mar. 14, 2008

Scored 100 or More Points, Team: 104, Longwood (59), Dec. 19, 2010
101, vs. Texas Tech (90), March 6, 2010

Scored under 50 Points, Team: 41, at Nebraska (46), Feb. 18, 2009

Scored under 40 Points, Team: 35, vs. Texas (78), Kansas City, Mo., Mar. 10, 2000

Shot 60.0 Percent or Better from the Field, Team: 61.9, at Nebraska, Mar. 2, 2010

Shot Under 35.0 Percent from the Field, Team: 34.4, Jan. 30, 2010 at Iowa State

Made 30 or More Free Throws, Team: 34, vs. Oklahoma State, Jan. 15, 2011

Made 10 or more Three-Point Field Goals, Team: 12 vs. Utah, Dec. 31, 2011

Had 50 or More Rebounds, Team: 53, vs. New Orleans, Dec. 28, 2011
52 vs. Western New Mexico (Jan. 5, 2011)

Had 25 or more assists, Team: 27, Dec. 22, 2009 vs. CSU Northridge, Dec. 22, 2009

Had 15 or More Steals, Team: 19, vs. Savannah State, Jan. 3, 2006

Had 10 or More Blocked Shots, Team: 10, vs. Pepperdine, Dec. 4, 2006

Had Fewer than 7 Turnovers, Team: (since 2005):

4, at Iowa St., Jan. 30, 2010 (L, 63-64);

5, vs. Cal, Mar. 18, 2011 (W, 89-72);

5, vs. Nebraska, Mar. 5, 2011 (W, 67-57);

5, vs. Baylor, Jan. 12, 2010 (W, 78-71);

5, vs. Utah, Dec. 7, 2005 (W, 76-52);

6, vs. Kansas, Jan. 25, 2011 (L, 78-82);

6, vs. San Francisco, Dec. 1, 2009 (W, 78-54)

7, vs. Georgia, Nov. 28, 2011 (W, 70-68)

GEORGE BOEDECKER JR. COURT NAMED

The University of Colorado celebrated donor George Boedecker, Jr. Friday, November 11, prior to the Buffs season opener against Fort Lewis at the Coors Events Center by naming



the upper gym in its new practice facility the George Boedecker Jr. Court. Less than an hour later, ironically, Boedecker took his place on the visiting bench, as he is in his third season serving as the assistant coach for the visiting Skyhawks.

"Coach (Bob) Hofman and I have the duty to represent Fort Lewis in an hour in the gym," Boedecker said. "Everybody will be friends at the end, but we'd love to kick the Buffs' rump."

Based on a gift from Boedecker to help fund CU's new basketball and volleyball practice facility, along with his major gifts that built the football practice bubble and CU's new golf practice facility, there is also a wall located just outside the now renamed upper court in the practice facility saluting Boedecker.

"Again, 11/11/11 will always go down as a special day and we're proud to unveil this gym with his name on it," CU Athletic Director Mike Bohn said. "George and I grew up in Boulder as kids. He's a treasure to the community. He built the bubble and now he's helped build this facility for the Buffs and put his name in this gym."

Hofman, Fort Lewis' head coach, is a CU graduate, former player and assistant coach. He played for CU until 1974 and then in the late '70s, he coached in Balch Fieldhouse and the Coors Events Center for both CU and Fairview High School. He then became the coach at Fort Lewis and played against the Buffs in 1985. He interviewed for the CU head job in 1990 and this is his first trip back to coach in the Events Center since 1985.

Boedecker played for Hofman at Fairview High School from 1978-80 and is in third year as an assistant coach under Hofman. At that same time Boedecker was at Fairview, Bohn was enrolled at Boulder High School.

"Mike and I had a friendship and maybe some fisticuffs as young children," Boedecker said. "But we all came back and we're all Buffs. Coach Hofman and I are Buffs first and foremost. I'm wearing a watch he gave me from the last Big Eight Championship. In the Pac-12, we will win a lot of championships."

MISCELLANEOUS STATS

STARTING COMBINATIONS

Brown, Dinwiddie, Tomlinson, Roberson, Dufault	9-3
Brown, Dinwiddie, Adams, Roberson, Dufault	1-0
Brown, Dinwiddie, Webb, Booker, Harris-Tunks	0-1

DOUBLE-DOUBLES

Austin Dufault	Fort Lewis College	Nov. 11	18 pts, 10 rebs.
Andre Roberson	Fort Lewis College vs. Maryland at Air Force	Nov. 11 Nov. 18 Nov. 23	13 pts, 15 rebs. 21 pts., 13 rebs. 11 pts., 13 rebs.
	Georgia	Nov. 28	15 pts., 15 rebs.
	Fresno State	Dec. 7	21 pts., 10 rebs.
	Wyoming	Dec. 9	10 pts., 12 rebs.
	Texas Southern	Dec. 22	11 pts., 16 rebs.
	New Orleans	Dec. 28	12 pts., 12 rebs.
	Utah	Dec. 31	17 pts., 17 rebs.

20+ POINT GAMES

Carlton Brown	vs. Western Michigan	Nov. 20	23 pts.
Andre Roberson	vs. Maryland	Nov. 18	21 pts.
	Fresno State	Dec. 7	21 pts.

10+ REBOUND GAMES

Austin Dufault	Fort Lewis College	Nov. 11	10 rebs.
Andre Roberson	Utah	Dec. 31	17 rebs
	Texas Southern	Dec. 22	16 rebs.
	Georgia	Nov. 28	15 rebs.
	Fort Lewis College at Air Force	Nov. 11 Nov. 23	15 rebs. 13 rebs.
	vs. Maryland	Nov. 18	13 rebs.
	Washington	Jan. 5	12 rebs.
	New Orleans	Dec. 28	12 rebs.
	Wyoming	Dec. 9	12 rebs.
	Fresno State	Dec. 7	10 rebs.

5+ ASSIST GAMES

Spencer Dinwiddie	New Orleans	Dec. 28	6 assts.
	Washington	Jan. 5	5 assts.
Carlton Brown	CSU Bakersfield at Air Force	Dec. 19 Nov. 23	8 assts. 6 assts.
Nate Tomlinson	Texas Southern	Dec. 22	7 assts.
	Fresno State	Dec. 7	6 assts.

4-STEAL GAMES

Askia Booker	vs. Maryland	Nov. 18	4 steals
--------------	--------------	---------	----------

OPPONENT HIGHS

Points

32, Terrell Stoglin (Maryland, Nov. 18)
31, Michael Lyons (Air Force, Nov. 23)

Rebounds

11, Garrett Stutz (Wichita State, Nov. 17)

Assists

8, Demetrius Ward (Western Michigan, Nov. 20)

Steals

7, Tony Wroten (Washington, Jan. 5)
5, Luke Martinez (Wyoming, Dec. 9)

2011-2012 GAME-BY-GAME LEADERS

	Overall	Home	Away	Neutral
All Games	10-4	8-1	1-1	1-2
Conference	2-0	2-0	-	-
Non-Conference	8-4	6-1	1-1	1-2

DATE	OPPONENT	W/L	SCORE	ATT	HIGH SCORER	HIGH REB.	ASSISTS	BLOCKS	STEALS
Nov. 11	FORT LEWIS	W	85-57	7925	Dufault (18)	Roberson (15)	Tomlinson (4)	Roberson (1)	Tomlinson (3)
Nov. 17	vs. Wichita State	L	58-67	5322	Brown (15)	Roberson (10)	Tomlinson (3) Roberson (2) Tomlinson (2)	Dufault (1) Roberson (1)	Booker (2)
Nov. 18	vs. Maryland	L	71-78	6375	Roberson (21)	Roberson (13) Sharpe (1)	Booker (4)	Roberson (1)	Booker (4)
Nov. 20	vs. W. Michigan	W	81-76	11297	Brown (23)	Dufault (8) Harris-Tunks (8)	Booker (4) Brown (4) Tomlinson (4)	Dinwiddie (2) Dufault (2)	Tomlinson (2)
Nov. 23	at Air Force	W	76-73 (ot)	3834	Tomlinson (19)	Roberson (13)	Brown (6)	Roberson (4)	Roberson (1)
Nov. 28	GEORGIA	W	70-68	6453	Dinwiddie (16)	Roberson (15)	Booker (3) Brown (3)	Harris-Tunks (1)	Dinwiddie (1) Roberson (1)
Nov. 30	at Colorado State	L	64-65	6481	Dinwiddie (16)	Roberson (12)	Roberson (3)	Dinwiddie (1) Chen (1), Roberson (1)	Tomlinson (3)
Dec. 7	FRESNO STATE	W	71-64	5562	Roberson (21)	Roberson (10)	Tomlinson (6)	Sharpe (1)	Brown (1) Harris-Tunks (1) Roberson (1)
Dec. 9	WYOMING	L	54-65	7049	Dinwiddie (16)	Roberson (12)	Tomlinson (3)	Cain (1) Harris-Tunks (1)	Harris-Tunks (3)
Dec. 19	BAKERSFIELD	W	70-64	5531	Roberson (18)	Roberson (5)	Brown (8)	Roberson (3)	Chen (2)
Dec. 22	TX SOUTHERN	W	56-51	4621	Dinwiddie (18)	Roberson (16)	Tomlinson (7)	Roberson (2)	Adams (1), Chen (1), Dufault (1)
Dec. 28	NEW ORLEANS	W	92-34	5277	Brown (18)	Roberson (12)	Dinwiddie (6)	Roberson (2)	Booker (2), Brown (2)
Dec. 31	*UTAH	W	73-33	6491	Dinwiddie (19)	Roberson (17)	Tomlinson (3)	Roberson (3)	Dinwiddie (2), Dufault (2), Roberson (2)
Jan. 5	*WASHINGTON	W	87-69	7110	Brown (18)	Roberson (12)	Dinwiddie (5)	Roberson (2), Harris-Tunks (2)	Dufault (2), Harris-Tunks (2)

STARTERS vs. BENCH

Date	Opponent	Starter Points				Bench Points		
		Score	CU	Oppt.	Diff.	CU	Oppt.	Diff.
Nov. 11	FORT LEWIS	85-57	56	42	+15	29	15	+14
Nov. 17	vs. Wichita State	58-67	35	48	-32	23	19	+4
Nov. 18	vs. Maryland	71-78	56	67	-11	15	4	+11
Nov. 20	vs. Western Michigan	81-76	59	64	-5	22	12	+10
Nov. 23	at Air Force	73-76 (ot)	63	69	-6	13	4	+9
Nov. 28	GEORGIA	70-68	50	44	+6	20	24	-4
Nov. 30	at Colorado State	64-65	50	51	-1	14	14	-
Dec. 7	FRESNO STATE	71-64	58	48	+10	13	16	-3
Dec. 9	WYOMING	54-65	40	54	-14	14	11	+3
Dec. 19	CSU BAKERSFIELD	70-64	58	30	+28	12	34	-22
Dec. 22	TEXAS SOUTHERN	56-51	49	27	+22	7	24	-17
Dec. 28	NEW ORLEANS	92-34	56	14	+42	36	20	+16
Dec. 31	*UTAH	73-33	47	28	+19	26	7	+19
Jan. 5	*WASHINGTON	87-69	75	42	33	12	27	-15

2011-2012 GAME-BY-GAME TEAM STATISTICS (BOLD INDICATES HIGH FOR THE SEASON)

Game	Score	FG-A	Pct.	3-Pt.-A	Pct.	FT-A	Pct.	O-D	TOT	F/EJ	A	TO	BLK	S
COLORADO	85	31- 63	.492	4-9	.444	19- 27	.704	15-33	48	23 /1	15	17	1	7
Fort Lewis	57	21-56	.375	5-19	.263	10-26	.385	9-22	31	22/1	8	18	4	4
COLORADO	58	21-49	.429	5-11	.455	11-19	.579	5-23	28	13/0	13	17	2	9
Wichita State	67	27-60	.450	8-23	.348	5-8	.625	11-27	38	14/0	12	16	3	10
COLORADO	71	26-54	.481	7-19	.368	12-23	.522	11-19	30	23 /2	16	8	2	6
Maryland	78	27-55	.491	11-21	.524	13-24	.542	14-24	38	18/1	10	10	2	3
COLORADO	81	26-57	.456	7-21	.333	22 -27	.815	13-26	39	22/1	17	11	6	2
W. Michigan	76	25-55	.455	6-18	.333	20-29	.690	9-21	30	25/1	17	7	5	2
COLORADO	76	29-60	.483	10-24	.417	8-14	.571	15-32	47	22/0	15	18	4	1
at Air Force (ot)	73	25-62	.403	5-19	.263	18-25	.720	10-18	28	14/0	14	6	4	9
COLORADO	70	22-50	.440	4-14	.286	22-37	.595	11-26	37	14/1	11	7	1	2
Georgia	68	26-63	.413	10-25	.400	6-11	.545	14-24	38	26/0	12	10	5	5
COLORADO	64	21-57	.368	9-20	.450	13-29	.448	16 -28	44	16/0	10	15	3	7
at Colorado State	65	24-52	.462	7-15	.467	10-16	.625	5-26	31	19/1	12	15	2	9
COLORADO	71	19-37	.514	6-12	.500	27 -32	.844	5-30	35	17/0	13	17	1	3
Fresno State	64	22-61	.361	6-23	.261	14-19	.737	14-14	28	28/2	7	8	3	7
COLORADO	54	19-49	.338	4-16	.250	12-19	.632	9-20	29	22/0	5	15	2	9
Wyoming	65	22-46	.478	6-17	.353	15-23	.652	7-27	34	17/0	7	15	3	8
COLORADO	70	23-46	.500	2-10	.200	22-26	.846	9-21	30	13/0	12	12	5	7
CSU Bakersfield	64	23-59	.390	8-18	.444	10-14	.714	17-16	33	22/0	7	15	4	2
COLORADO	56	18-45	.400	8-21	.381	12-20	.600	12-24	36	14/0	16	20	2	3
Texas Southern	51	18-48	.375	8-20	.400	7-11	.636	7-18	25	17/0	9	16	2	12
COLORADO	92	32 -58	.552	5-14	.357	23-26	.885	14- 39	53	10/0	18	13	6	5
New Orleans	34	12-56	.214	4-20	.200	6-9	.667	6-12	18	15/0	6	15	1	7
COLORADO	73	24-50	.480	12 -25	.480	13-17	.765	12-32	44	16/0	15	12	6	6
Utah	33	12-53	.226	2-23	.087	7-9	.778	10-18	28	13/0	7	12	0	4
COLORADO	87	27-55	.491	8-14	.571	25-28	.893	10-26	36	12/0	12	17	4	8
Washington	69	27-72	.375	4-20	.200	11-16	.688	20-18	38	21/0	7	15	3	9

COLORADO STARTERS

Date	Opponent	Score	Starter	Total	Starter	Total	Starter	Total	Starter	Total	Starter	Total
Nov. 11	FORT LEWIS COLLEGE	85-57	Brown	13	Dinwiddie	7	Tomlinson	5	Roberson	13	Dufault	18
Nov. 17	vs. Wichita State	58-67	Brown	15	Dinwiddie	7	Webb	0	Booker	5	Harris-Tunks	8
Nov. 18	vs. Maryland	71-78	Brown	14	Dinwiddie	3	Tomlinson	6	Roberson	21	Dufault	12
Nov. 20	vs. Western Michigan	81-76	Brown	23	Dinwiddie	5	Tomlinson	12	Roberson	3	Dufault	16
Nov. 23	at Air Force	73-76 (ot)	Brown	16	Dinwiddie	2	Tomlinson	19	Roberson	11	Dufault	15
Nov. 28	GEORGIA	70-68	Brown	10	Dinwiddie	16	Tomlinson	7	Roberson	15	Dufault	2
Nov. 30	at Colorado State	64-65	Brown	9	Dinwiddie	16	Tomlinson	11	Roberson	1	Dufault	13
Dec. 7	FRESNO STATE	71-64	Brown	2	Dinwiddie	15	Tomlinson	7	Roberson	21	Dufault	13
Dec. 9	WYOMING	54-66	Brown	10	Dinwiddie	16	Tomlinson	0	Roberson	10	Dufault	4
Dec. 19	CSU BAKERSFIELD	70-64	Brown	15	Dinwiddie	13	Adams	2	Roberson	18	Dufault	10
Dec. 22	TEXAS SOUTHERN	56-51	Brown	11	Dinwiddie	18	Tomlinson	1	Roberson	11	Dufault	8
Dec. 28	NEW ORLEANS	92-34	Brown	18	Dinwiddie	12	Tomlinson	0	Roberson	12	Dufault	14
Dec. 31	*UTAH	73-33	Brown	10	Dinwiddie	19	Tomlinson	0	Roberson	17	Dufault	1
Jan. 5	*WASHINGTON	87-69	Brown	18	Dinwiddie	13	Tomlinson	11	Roberson	8	Dufault	13

2011-12 Game Leaders & Career Scoring Double-Digits

	Career	'11-12
Austin Dufault	36	9
Nate Tomlinson	18	4
Andre Roberson	17	10
Carlton Brown	12	12
Spencer Dinwiddie	9	9
Askia Booker	6	6

Double-Digit Rebounding Games

	Career	'11-12
Andre Roberson	24	12
Austin Dufault	2	1

Double-Doubles

	Career	'11-12
Andre Roberson	14	9
Austin Dufault	2	1

20-Point Games

	Career	'11-12
Andre Roberson	2	2
Carlton Brown	1	1
Austin Dufault/Nate Tomlinson	1	-

Scoring Leaders

	Career	'11-12
Spencer Dinwiddie	5	5
Carlton Brown	4	4
Austin Dufault	4	1
Andre Roberson	3	3
Nate Tomlinson	2	1

Reb. Leaders

	Career	'11-12
Andre Roberson	37	13
Austin Dufault	13	1
Nate Tomlinson	4	-
Shane Harris-Tunks	1	1

Assist Leaders

	Career	'11-12
Nate Tomlinson	54	7
Carlton Brown	4	4
Askia Booker	3	3
Andre Roberson	3	1
Austin Dufault	3	-
Spencer Dinwiddie	2	2
Shannon Sharpe	1	-

Steal Leaders

	Career	'11-12
Nate Tomlinson	19	4
Andre Roberson	17	5
Austin Dufault	8	3
Askia Booker/ Shane Harris-Tunks	3	3
Sabatino Chen	2	2
Spencer Dinwiddie	2	2
Carlton Brown	2	2
Jeremy Adams	1	1
Trey Eckloff/Ben Mills/S. Sharpe	1	-

Block Leaders

	Career	'11-12
Andre Roberson	29	9
Austin Dufault	18	2
Shane Harris-Tunks	10	3
Shannon Sharpe	6	2
Trey Eckloff	4	-
Spencer Dinwiddie	2	2
Damiene Cain/Sabatino Chen	1	1
Ben Mills/Nate Tomlinson	1	-

Career Games

	Starts	Played
Austin Dufault	108	114
Nate Tomlinson	90	107
Trey Eckloff	1	63
Andre Roberson	13	52
Shannon Sharpe	3	48
Shane Harris-Tunks	4	41
Ben Mills	-	23
Carlton Brown	14	14
Spencer Dinwiddie	14	14
Askia Booker	1	13
Sabatino Chen	-	14
Jeremy Adams	1	9
Beau Webb	1	4
Damiene Cain	-	4

CU RECORD WHEN...

	Pac-12	All Games
Leading at halftime:	2-0	7-1
Trailing at halftime:	-	3-2
Tied at halftime	-	0-1
Shoot 60 percent or higher	-	-
Shoot 50-59 percent:	-	3-0
Shoot lower than 49.9 percent:	2-0	7-4
Higher percentage than oppt.:	2-0	10-0
Lower percentage than oppt.:	-	0-4
Score 50-59 points:	-	1-2
Score 60-69 points:	-	0-1
Score 70-79 points:	1-0	5-1
Score 80-89 points:	1-0	3-0
Score 90-plus points:	-	1-0
More rebounds than oppt:	1-0	7-1
Fewer rebounds than oppt.:	1-0	3-3
Same amount of rebounds:	-	-
Under 39 rebounds:	1-0	6-3
40-49 rebounds:	1-0	3-1
50+ rebounds:	-	1-0
Fewer turnovers than oppt.:	-	4-1
Equal/more turnovers than oppt.:	2-0	6-3
Games decided by 9 or fewer pts:	-	6-3
Televised games:	2-0	6-4
Games vs. ranked opponents:	-	0-1
One Player in Double Figures	-	0-1
Two Players in Double Figures	-	-
Three Players in Double Figures	-	2-3
Four Players in Double Figures	1-0	5-0
Five Players in Double Figures	1-0	3-0
Six Players in Double Figures	-	-
More bench points than oppt.:	1-0	4-3
Fewer bench points than oppt.:	1-0	6-0
Same bench points than oppt.:	-	0-1
Playing in November:	-	4-3
Playing in December:	-	4-1
Playing in January:	2-0	1-0

2011-12 Superlatives

Colorado Team (Highs)

Points	92, New Orleans (11/28)
Pts/Half (1st)	51, New Orleans (11/28)
Pts/Half (2nd)	50, Western Mich. (11/20)
Win Mar	+58, New Orleans (11/28)
FGs	32, New Orleans (11/28)
FGAs	63, Fort Lewis (11/11)
FG Pct.	.552, New Orleans (11/28)
3FGs	12, Utah (12/31)
3FGAs	25, Utah (12/31)
3FG Pct	.500, Fresno State (12/07)
FTs	27, Fresno State (12/07)
FTAs	37, Georgia (11/28)
FT Pct.	.893, Washington (01/05)
Off Rebs	16, at Colorado State (11/30)
Def Rebs	39, New Orleans (11/28)
Tot Rebs	53, New Orleans (11/28)
Reb Mar.	35, New Orleans (11/28)
Assists	18, New Orleans (11/28)
TOs (high)	20, Texas Southern (12/22)
(low)	7, Georgia (11/28)
Steals	9, Wichita St. (11/17), Wyo (12/9)
Blocks	6, Utah (12/31), New Orleans (11/28)
	W. Michigan (11/20)

Opponent Team (Highs)

Points	78, Maryland (11/18)
Pts/Half (1st)	38, Georgia (11/28)
Pts/Half (2nd)	52, Maryland (11/18)
FGs	27, Washington (01/05)
	Wichita St. (11/17), MD (11/18)
FGAs	72, Washington (01/05)
FG Pct.	.491, Maryland (11/18)
3FGs	11, Maryland (11/18)
3FGAs	25, Georgia (11/28)
3FG Pct	.524, Maryland (11/18)
FTs	20, W. Michigan (11/20)
FTAs	29, W. Michigan (11/20)
FT Pct.	.737, Fresno State (12/07)
Off Rebs	20, Washington (01/05)
Def Rebs	27, Wyoming (12/09)
Tot Rebs	38, Washington (01/05)
	Georgia (11/28),
	Wichita State (11/17), Maryland (11/18)
Reb Mar.	-10, Wichita State (11/17)
Assists	17, W. Michigan (11/20)
TOs	18, Fort Lewis College (11/11)
Steals	12, Texas Southern (12/22)
Blocks	5, UGA (11/28), W. Michigan (11/20)



TAD BOYLE
HEAD COACH
 2nd Year at Colorado
 6th Year Overall

UNIVERSITY OF COLORADO

Head Coach2010-present

- Current season record: 10-4
- Six-year head coaching record: 90-84 (.517).
- Two-year CU record is 34-18 (.654) and 26-3 at home (.897).
- First CU head coach since Frosty Cox to win back-to-back conference openers since 1935-36 and 1936-37.
- Won his season-opener at CU for the second straight year.

2010-11: 24-14

- Won a school-best 24 wins in his first season at CU.
- Named National Coach of the Week by The Hoops Report in its weekly awards for the week of Jan. 10-16, 2011.
- First CU head coach since Henry Iba (1933-34) to win his first three conference games.
- First CU coach since H.B. Lee (1950-51) to win first two conference games in his first year.
- Successfully won his CU debut with an 88-80 home win against Idaho State (Nov. 12).
- Became first CU head coach in 20 years since Joe Harrington (1990-91) to win coaching debut.
- Named the 18th head coach in CU men's basketball history on Monday, April 19.

NORTHERN COLORADO

Head Coach 2006-2010

2009-10: 25-8

- Advanced to the post season for the first time in school history, advancing to the quarterfinals of the CollegelInsiders.com Tournament while racking up a school record 25 victories.
- Coached one first-team All-Big Sky member and also the Big Sky Conference Defensive Player of the Year.
- resurrected the basketball program at Northern Colorado, including a breakout season in 2009-10 (25-8, .758) and finished second in the Big Sky Conference.
- Guided the Bears to a 56-66 record (.459) the past four seasons.
- Awarded the NABC Division I All-District Coach of the Year, the Big Sky Coach of the Year by both *The Sporting News* and CollegelInsider.com, where he was also named a finalist for the National Mid-Major Coach of the Year award.

2008-09: 14-18 UNC's first Big Sky Tourney berth

- Improved from one conference win his first season to an even 8-8 mark and earned the school's first Division I post season trip, to the Sun Belt Conference Tournament.

2007-08: 13-16 Won at SDSU (RPI top 50)

- Defeated Colorado State, 72-59, in his second season and also knocked off San Diego State, 72-59. The Aztecs were ranked among the nation's top 50 teams in the RPI rankings at that time.

2006-07: 4-24Bears' first year in Big Sky

- Named the 17th coach in UNC history on April 25, 2006.
- At that point, the Bears were in the midst of a transition to Division I in its first season as a member of the Big Sky Conference.
- Finished last nationally in the final RPI rankings for that season. There were, however, flashes of times to come that season, including close losses to both Colorado (88-86) and Colorado St. (75-66).

WICHITA STATE

Associate Head Coach 2000-06

- Spent six seasons with current Maryland head coach Mark Turgeon and was part of another turn around that saw the Shockers improve from 9-19 (.321) his first year there to one of the nation's top mid-major teams in 2006 when Wichita State went 26-9 and advanced to the Sweet 16 of the NCAA Tournament. The Shockers eventually lost to Final Four Cinderella George Mason in the regional semifinals.
- finished with a No. 21 final ranking.

2005-06: 26-9 MVC champs, NCAA Sweet 16

2004-05: 22-10 NIT second round

2003-04: 21-11 NIT

2002-03: 18-12 NIT

2001-02: 15-15 9-9 in Missouri Valley Conference

2000-01: 9-19

JACKSONVILLE STATE (Ala.)

Assistant Coach..... 1998-2000

- Boyle reconnected with Mark Turgeon, this time as an assistant coach at Jacksonville State, where they helped turn a team that was 8-18 into a 17-11 squad in just one season.

1999-00: 17-11 (12-6 in TransAmerica Conference)

1998-99: 8-18 -

TENNESSEE

Director Basketball Operations..... 1997-98

- Followed Jerry Green to Tennessee, where he was director of basketball operations when the Vols won 20 games and advanced to the NCAA Tournament.

OREGON

Assistant Coach..... 1994-97

- First collegiate coaching job (1994) an assistant under Jerry Green. Mark Turgeon was also an assistant from 1993-97.
- Spent three seasons helping the Ducks to the 1995 NCAA Tournament and 1997 NIT.

1996-97: 17-11 NIT

1995-96: 16-13..... -

1994-95: 19-9 NCAA Tournament

WHAT WAS SAID

"This is it (my dream job), there's no doubt. I remember talking with Mark Turgeon once when he asked me where I wanted to be in 10 years, and I said the head coach at the University of Colorado. This is a destination job. I'm humbled and honored."

- University of Colorado head coach

Tad Boyle, the day he was hired as the new CU men's basketball coach

"CU is getting a great person, a guy with great character and a value system, which is most important. He's a very well-rounded basketball coach and an excellent recruiter. He's a guy who will be very good with alumni and boosters. He's got great people skills and he develops relationships. Good coaches never stop trying to get better, and Tad does that. He was great as an assistant - extremely loyal, hard working and positive."

- Mark Turgeon, former

Texas A&M Head Basketball Coach now the Head Coach at the University of Maryland

"This exciting process was all about both the young men we have currently and those in the future who will be joining our program, and is an investment in them and represents the competitive spirit, teamwork, passion and dedication they stand for. Tad Boyle represents everything that is right about college basketball. We look forward to his leadership, poise and competitive drive to unite all our collective Buff interests to support our team and this enterprise that has so much promise for the long term."

- Mike Bohn, University of Colorado Athletics

Director on what made Tad Boyle stand out above the other candidates

"It's an incredible opportunity for him, but a phenomenal hire for Colorado. He's worked hard to get to this point; he's got an amazing background. I'm thrilled to death for him. I've been around some great basketball minds - Bill Self (Kansas), John Calipari (Kentucky), Alvin Gentry (Phoenix Suns), Greg Popovich (San Antonio Spurs), to name a few. A lot of quality guys have helped me coach. Tad has the same qualities those guys have. His kids play hard and unselfishly. They guard and play smart. He had those qualities as a player and he values them as a coach. He'll also make that program part

of the whole community, and that's important at a school. The football coach, the women's coaches . . . they'll all love him. I love college athletics; it's more of a we thing than (in the NBA). You support everything. Tad will do that. This is an incredible opportunity for him and just as an incredible opportunity for Colorado."

- Larry Brown, Charlotte Bobcats

Head Coach and former University of Kansas head coach (1983-1988)

"Tad's a heckuva coach and a lot better guy. I know that for a fact. I know you have to win at that level, and he'll win the right way. (The hiring of Boyle) "A very wise move on Colorado's part; the test of time will show that. I'm not saying that to kiss anybody's butt; I believe it."

- Don Meyer, former legendary

coach, Northern State University, winner of 923 games

"I am happy for Tad and his family. Colorado made a great hire. He had a great season at Northern Colorado and he had that program moving in a positive direction. I believe he will have the same impact at CU."

- Former teammate and current

Kansas assistant coach Danny Manning

BOYLE vs. THE NATION

Alabama.....	0-1
Alcorn State.....	1-0
Air Force.....	2-2
Arizona State.....	0-1
Bakersfield, Cal State.....	2-0
Ball State.....	0-1
Baylor.....	0-1
Bowling Green.....	1-1
California.....	1-0
Citadel, The.....	1-0
Colorado.....	0-1
Colorado Christian.....	1-0
Colorado State.....	3-3
Colo.-Colorado Springs.....	0-1
Creighton.....	0-1
Denver.....	4-2
Eastern Michigan.....	0-1
Eastern Washington.....	4-4
Fort Lewis College.....	1-0
Fresno State.....	1-1
Georgia.....	1-1
Gonzaga.....	0-1
Harvard.....	0-1
Hawai'i.....	1-0
Idaho State.....	5-5
Indiana.....	1-0
Iowa.....	0-1
Iowa State.....	2-1
Johnson & Wales.....	4-0
Kansas.....	0-3
Kansas State.....	3-0
Kent State.....	1-0
Liberty.....	0-1
Longwood.....	1-0
Louisiana Monroe.....	1-0
Maryland.....	0-1
Maryland Eastern Shore.....	1-0
McNeese State.....	1-0
Missouri.....	1-1
Montana.....	2-7
Montana State.....	4-4
Nebraska.....	1-1
New Mexico.....	0-1
New Orleans.....	1-0
North Dakota.....	2-0
Northern Arizona.....	5-3
Oklahoma.....	0-2
Oklahoma State.....	1-0
Oregon.....	0-1
Oregon State.....	1-2
Pacific.....	0-1
Portland.....	2-1
Portland State.....	1-7
Purdue.....	0-1
Sacramento State.....	6-2
San Diego State.....	1-1
San Francisco.....	0-1
San Jose State.....	1-1
Southern.....	1-0
Southern Utah.....	1-0
Texas.....	1-0
Texas A&M.....	0-1
Texas Christian.....	1-0
Texas-Pan American.....	1-0
Texas Southern.....	3-0
Texas State.....	1-1
Texas Tech.....	1-0
Utah.....	1-0
VMI.....	1-0
Washington.....	1-0
Weber State.....	2-6
Western Michigan.....	1-0
Western New Mexico.....	1-0
Wichita State.....	0-1
Wyoming.....	0-2
TOTAL.....	90-84

PERSONAL

Birthday.....	Jan. 6, 1963
Birthplace.....	Pueblo, Colo.
Family.....	Wife, Ann Daughter, Claire Sons, Jack and Pete
Hometown.....	Greeley, Colo.
High School.....	Greeley Central, 1981
College.....	Kansas, 1985 (B.S., Business Administration)

COACHING CAREER

- 2010-Present:
Head Coach, University of Colorado
- 2006-2010:
Head Coach, University of Northern Colorado
- 2000-2006:
Associate Head Coach, Wichita State University
- 1998-2000:
Assistant Coach, Jacksonville State (Ala.) University
- 1997-1998:
Director of Basketball Operations, University of Tennessee
- 1994-1997:
Assistant Coach, University of Oregon

PLAYING HISTORY

- University of Kansas**
- Member of two NCAA Tournament Teams (1984, 1985)
- Named Team Captain Senior Season
- "Most Unselfish Player" 1985
- "Most Inspirational Player" 1982

Greeley High School

- Led Wildcats to 1981 State Championship
- Colorado Player of the Year
- Converse All-American Team

Jean Prioleau

Family: Wife, Janelle; Son Elijah
 Hometown: Teaneck, N.J.
 High School: Teaneck
 College: Fordham 1992



- second year with CU basketball 2010-Present
- was an assistant with Boyle at Wichita State (2000-2005).

Texas Christian University (2008-2010): spent two years as an assistant coach and recruiting coordinator.

Iowa State (2006-2008): helped the Cyclones record 29 victories. The Cyclones had three All-Big 12 Conference performers in Mike Taylor, Wesley Johnson and Jiri Hubalek and were ranked in the top-100 among in a pair of defensive categories.

Marquette (2005-06): as an assistant coach under former Marquette head coach and current Indiana University head coach Tom Crean. In his lone season with the Golden Eagles, Marquette recorded a 20-11 overall record and a 10-6 mark in Big East Conference en route to securing a spot in the NCAA Tournament.

- part of a Marquette program that ranked 11th in the country in three-point field goal percentage, 22nd in three-point field goals made per game and 43rd in the nation in scoring offense in his lone campaign. That season, Prioleau watched as the Golden Eagles posted victories over a trio of nationally-ranked opponents, including a 94-79 triumph over top-ranked UConn.

Wichita State (2000-2005): played a vital role in the resurgence and success of the Shockers in the Missouri Valley Conference.

- The Shockers earned a NIT berth on three occasions during Prioleau's tenure. During his five years, the Shockers never finished below a .500 overall or conference mark while winning 18 or more games in four of five seasons.
- The Shockers collected 94 total victories, including a pair of 20-win seasons in each of his final two campaigns with the program.
- Signed the top recruiting class in 2001 in the Missouri Valley Conference, helped ink Sean Ogirri (Colorado Player of the Year), Paul Miller (2006 Missouri Valley Conference Player of the Year and 2001 Freshman of the Year), Jamar Howard (Missouri Valley Conference Defensive Player of the Year) and Randy Burns (Missouri Valley Conference Rookie of the Year).

Fordham University (1999-2000).

Mike Rohn

Family: Wife, Stephanie;
 Daughters, Raegen and Rylee
 Hometown: Colby, Kan.
 High School: Colby
 College: McPherson College 1990 (bachelor's);
 Fort Hays State 1993 (master's)



- second year with CU basketball 2010-Present

Texas A&M (2007-2010): Three years as the director of basketball operations at Helped the Aggies to a trio of NCAA Tournament Round of 32 appearances. During those three years in College Station, the Aggies won 73 games, including 28 Big 12 Conference games. A&M also led the conference in scoring defense (65.8 ppg.) for the first time in league history during the 2009-10 campaign.

Wichita State (2000-2007): Seven years as an assistant coach to Mark Turgeon, in addition with current CU assistant, Jean Prioleau, and head coach Tad Boyle (2001-2006), the Shockers engineered an impressive resume earning three-straight NIT trips (2003, 2004, 2005). During the 2005-06 season, the Shockers not only won their first Missouri Valley Conference championship in 19 years, they capped off a 26-9 record with a 2006 NCAA Tournament berth and a Sweet 16 appearance, a school-first in 18 years.

- Rohn also helped coach fifth-year student-athlete Paul Miller cap off one of the best careers of any Shocker center by being named the MVC Player of the Year, the first Shocker to earn the award in 21 years, in addition to Jamar Howard (Missouri Valley Conference Defensive Player of the Year).

- Prior to Wichita State, Rohn served three seasons as head coach (1997-2000) at **Dodge City (Kan.) Community College**, where he built a 55-38 record and coached the Conquistadors to three consecutive state playoff appearances, including a 21-10 mark in 1999-2000. Assistant coach at **Dodge City** from 1993-97. In 1997, Dodge City was crowned the 1997 Jayhawk West Conference Champions.

Fort Hays State (1991-93): Graduate Assistant Coach.

Colby CC (1990-91): Assistant Coach.

McPherson College (1989-90): Assistant Coach.

Tom Abatemarco

Family: Wife, Maura
 Hometown: Brooklyn, N.Y.
 High School: Brentwood (N.Y.)
 College: Dowling College (1973)



- Returns to CU for his second stint (2010-pres.); the same position he held 18 years ago from 1990-93, under then-head coach Joe Harrington.
- originally named to former head coach Jeff Bzdelik's coaching staff in March 2010
- Prior to Boulder, served a brief stint with the Sacramento Kings as a player personnel and scouting coach (2009-10), in addition to spending the last seven years working as a broadcaster with the Kings.
- Assistant coach for the Reno Bighorns of the NBA Development League (NBDL) during its inaugural 2008-09 season (25-25 record).

- Brings a wealth of coaching expertise from the professional and collegiate ranks. He enjoyed much success in the WNBA where he served as an assistant coach with the now-defunct Sacramento Monarchs from 2003-08.
- During his six years with the Monarchs, he guided the team to the 2003 WNBA Western Conference Finals, a feat they would reach again in 2004 before winning a championship in 2005. The Monarchs would again reach the WNBA Finals in 2006, falling in the championship series.
- Before making the transition to the WNBA, Abatemarco spent the previous 30 years on various college campuses as an assistant or head coach.
- College coaching experience at Utah (2003-04), Rutgers University (1994-97).
- Three seasons at CU under Harrington from 1991-94. In his first year with the Buffaloes, helped guide CU to a 19-14 record and a NIT third place finish during the 1990-91 season. The 19 victories still rank as one of the top eight seasons in CU history.
- Head coaching positions at Sacramento State (1997-2000), Lamar University (1986-88) and Drake University (1988-90).
- From 1982-86, Abatemarco served as assistant at North Carolina State when the Wolfpack won the 1983 NCAA Championship under the late-Jim Valvano.
- Coaching experience includes stints at Virginia Tech (1981-82); at Maryland under Lefty Driesell (1979-81); under Lou Carnesecca at St. John's (1978-79); Davidson (1977-78); Iona (1975-77); and the New York Institute of Technology (1974-75).
- As an assistant coach, Abatemarco enjoyed seven NCAA Tournament appearances, five Elite Eight appearances (two with Maryland and N.C. State, one with St. John's), and a pair of NIT appearances (Colorado, Virginia Tech).



ASKIA BOOKER

#0

- Freshman • Guard
- 6-1 • 160
- Los Angeles, Calif. • Price HS

2011-12: Explosive guard who excels at driving to the hoop and finishing over bigger defenders • Strength and athleticism have helped him succeed at the high school level. “He’s a utility guard -

not a guy you put in a category as far as a point-guard or a two-guard; he’s just a good basketball player,” coach Boyle said. “He can pass, he can dribble, he can shoot, he’s athletic. He has a high-degree of character and comes from a great family, he’s well-raised. He’s a guy we’re going to have to kick out of the gym. With this brand new practice facility, he’s a guy who will be wearing it out because he loves to play and he’s going to get better and better throughout the course of his career.”


PRICE HS: Helped the Knights to a 23-8 record advancing to the California Interscholastic Federation (CIF) Southern Section Division 3AA championship game • Named All-CIF Southern Section Team Division 3AA • ESPN.com ranked him No. 30 nationally at his position • Three-star prospect by Rivals.com • Averaged 13 points, seven rebounds and five assists as a junior leading Price - one of California’s top Class 3A schools - to 33 wins and a Division IV state title • Played for a pair of AAU powerhouse programs (Compton Magic, Belmont Shores).

PERSONAL: Born August 31, 1993 • Son of Daniele Ricardo • Lists winning the CIF and the state title as his biggest moments of prep career.

ACADEMICS: An Open Option major in Colorado’s College of Arts and Sciences.

2011-12 Game-by-Game (freshman)

Game	GS	Min	FGs	3FGs	FTs	O-D-R	Pf	A	To	BL	ST	Pts
FORT LEWIS	-	20	3-8	0-0	3-3	0-4-4	1	2	3	0	1	9
vs. Wichita State	*	12	1-2	1-1	2-4	0-2-2	4	1	3	0	2	5
vs. Maryland	-	21	4-6	0-0	0-2	0-3-3	5	4	2	0	4	8
vs. W. Michigan	-	26	3-8	0-2	5-6	0-2-2	3	4	1	0	0	11
at Air Force	-	30	3-7	3-4	2-4	1-4-5	1	0	2	0	0	11
GEORGIA	-	23	4-6	0-1	6-8	0-4-4	1	3	0	0	0	14
at Colorado State	-	23	2-9	0-2	2-3	1-2-3	1	1	3	0	1	6
FRESNO STATE	-	16	0-2	0-0	0-0	0-1-1	2	2	3	0	0	0
WYOMING	-	24	3-8	1-4	2-4	0-1-1	2	1	2	0	1	9
CSU BAKERSFIELD	-	21	2-6	0-1	2-2	0-2-2	2	0	1	0	1	6
TEXAS SOUTHERN	-		did not play (illness)									
NEW ORLEANS	-	23	5-11	1-3	2-2	1-5-6	1	3	1	0	2	13
UTAH	-	19	4-9	4-7	2-2	0-1-1	2	2	1	0	0	14
WASHINGTON	-	23	4-8	3-5	1-2	0-4-4	0	0	1	0	0	12



NATE TOMLINSON

#1

Senior • Point-Guard • 3L

6-3.5 • 185

Sydney, Australia

Lee Academy [Maine]

2010-11 (Junior Year)

PTS	REB	AST	ST	MIN	FG%	FT%	3-PT%
3.1	1.7	2.5	0.8	20.2	.500	.529	.463

- Started 29 of 34 games • Missed four games with injuries
- Handed-out a team best eight assists in home win over The Citadel (Dec. 17); also had six assists in wins over Maryland Eastern Shore (Dec. 29) and Texas Southern (Mar. 16)
- Third on the team in assists (84), fifth in steals (29) and three-pointers made (25)
- Recorded an assist in 28 games
- One of seven on the team averaging over 20 minutes a game
- Shot 50 percent from the field (36-of-72) • Led team in assists 10 times (five shared) and steals six times (three shared) • Running the point with more assists than turnovers in 24 of 34 games.

2009-10 (Sophomore Year)

PTS	REB	AST	ST	MIN	FG%	FT%	3-PT%
5.3	2.5	4.2	1.1	27.3	.462	.822	.433

- Ranked 74th nationally in assist-turnover ratio (2.03) and No. 114 in assists per game nationally (4.2 apg.)
- In Big 12 Conference (only games) ranked third in assist-turnover ratio (2.2) and fifth in assists (4.4)
- In Big 12 Conference (all games) ranked fourth in assists-turnover ratio (2.0) and sixth in assists (4.2 apg.)
- Led all conference sophomores in assists (130, 4.2 apg.) and in three-point field goal percentage (min. 60 attempts) at 43.3 percent • Played in 31 games with 21 starts
- Led the team in assists with 130 (4.2 apg.)
- Ran the point with more assists than turnovers in 23 of 31 games • First Buff since Chauncey Billups (1995-96 and 1996-97) to lead team in assists as a freshman and a sophomore (others: Toney Ellis, 1976-77, 1977-78; Jay Humphries, 1980-81, 1981-82) • 130 assists ranks second most in school history of all sophomores.

Tomlinson Career Bests

Points	20	Arizona (Nov. 24, 2009)
Field Goals	8	at Stanford (Nov. 29, 2008)
FG Attempts	12	twice: vs. Buffalo (Dec. 29, 2008) at Stanford (Nov. 29, 2008)
3-Pt. Made	4	twice: at Air Force (Nov. 23, 2011) Arkansas-Pine Bluff (Nov. 14, 2008)
3-Pt Att.	7	three times: at Air Force (Nov. 23, 2011) vs. Western Michigan (Nov. 20, 2011) at SMU (Jan. 5, 2009)
FTM	6	Gonzaga (Nov. 23, 2009)
FTA	7	Gonzaga (Nov. 23, 2009)
Rebounds	8	Oklahoma (Feb. 17, 2010)
Off. Reb.	3	Iowa State (Jan. 27, 2009)
Def. Reb.	8	Oklahoma (Feb. 17, 2010)
Assists	8	three times: The Citadel (Dec. 17, 2010) at Chaminade (Nov. 25, 2009) vs. Gonzaga (Nov. 23, 2009)
Steals	5	Chaminade (Nov. 25, 2009)
Blocks	1	twice: vs. Iowa State (Mar. 9, 2011) MD Eastern Shore (Dec. 29, 2010)
Minutes	44	Texas (Feb. 14, 2009)

2008-09 (Freshman Year)

PTS	REB	AST	ST	MIN	FG%	FT%	3-PT%
7.4	2.6	3.0	0.6	33.6	.461	.725	.427

Started all 28 games he participated in

- Finished in 16th place on CU's freshman points list with 206
- Became the first freshman since Chauncey Billups (1995-96) to lead team in assists
- Finished seventh on the school's all-time freshman assists list (83)
- Shared scoring honors with 18 points at Stanford (Nov. 29) on 8-for-12 shooting • Led CU in assists 14 times (five shared)
- First freshman point-guard since 2002-03 to start a season opener
- CU's first-ever basketball student-athlete from Australia.

AUSTRALIA: Member of Team Australia at the 2009 World University Games in July in Belgrade, Serbia • Member of the Under-19 national team summer of 2007 that competed at the World Championships in Serbia.

CAREER STATISTICS

Year	GP-GS	Min	FG-FGA	Pct	3PT-A	Pct	FT-FTA	Pct	O	D	Reb	Avg	Ast	To	PF-FO	Stl	Blk	Pts	Avg
2010-11	34-29	686	36-72	.500	25-54	.463	9-17	.529	4	55	59	1.7	84	41	66-1	29	2	106	3.1
2009-10	31-21	845	49-106	.462	29-67	.433	37-45	.822	7	69	76	2.5	130	64	77-2	33	0	164	5.3
2008-09	28-28	941	71-154	.461	35-82	.427	29-40	.725	14	59	73	2.6	83	77	61-2	17	0	206	7.4
TOTAL	93-78	2472	156-332	.470	114-203	.562	75-102	.735	25	183	208	2.2	297	182	204-5	79	2	476	5.1

2011-12 Game-by-Game (senior)

Game	GS	Min	FGs	3FGs	FTs	O-D-R	Pf	A	To	BL	ST	Pts
FORT LEWIS	*	28	1-4	1-3	2-2	0-1-1	1	4	2	0	3	5
vs. Wichita State	-	31	2-7	1-2	0-0	0-2-2	1	3	3	0	2	5
vs. Maryland	*	31	2-9	0-6	2-2	0-0-0	2	3	0	0	1	6
vs. W. Michigan	*	32	3-7	3-7	3-4	0-1-1	2	4	0	0	2	12
at Air Force	*	41	7-11	4-7	1-1	0-2-2	0	4	3	0	0	19
GEORGIA	*	32	2-5	1-3	2-6	0-1-1	1	2	1	0	0	7
at Colorado State	*	33	3-9	2-5	3-4	0-2-2	1	2	1	0	3	11
FRESNO STATE	*	34	2-2	2-2	1-2	0-6-6	2	6	2	0	0	7
WYOMING	*	21	0-1	0-1	0-0	0-3-3	4	3	4	0	1	0
CSU BAKERSFIELD	-	23	0-3	0-3	0-0	1-2-3	1	1	2	0	1	0
TEXAS SOUTHERN	*	29	0-3	0-3	1-2	1-2-3	1	7	5	0	0	1
NEW ORLEANS	*	20	0-1	0-1	0-0	0-2-2	1	3	1	0	0	0
UTAH	*	22	0-3	0-2	0-0	0-0-0	2	3	0	0	0	0
WASHINGTON	*	23	3-3	1-1	4-4	0-1-1	2	3	2	0	0	11

2009-10 Game-by-Game (sophomore)

Game	GS	Min	FGs	3FGs	FTs	O-D-R	Pf	A	To	BL	ST	Pts
ARK.-PINE BLUFF	-	32	2-5	1-2	2-2	0-6-6	3	7	1	0	0	7
COPPIN STATE	-	15	0-3	0-3	0-0	0-7-7	3	3	1	0	0	0
TEXAS SOUTHERN	-	24	3-3	2-2	0-0	0-1-1	1	2	2	0	2	8
vs. Gonzaga	-	33	1-5	0-1	6-7	0-1-1	2	8	2	0	0	8
vs. Arizona	-	33	7-9	3-3	3-3	1-2-3	3	4	2	0	0	20
at Chaminade	-	28	2-3	1-1	0-0	0-4-4	2	8	3	0	5	5
SAN FRANCISCO	-	26	2-2	2-2	0-0	0-3-3	1	6	1	0	2	6
at Oregon State	-	26	1-5	0-3	0-3	0-3-3	3	3	2	0	0	2
COLO. CHRISTIAN	*	28	1-2	0-1	4-4	0-3-3	2	3	2	0	3	6
at Colorado State	-	19	1-2	1-2	0-0	1-1-2	1	0	3	0	1	3
CSU NORTHBRIDGE	*	30	3-3	2-2	0-0	0-1-1	1	4	2	0	2	8
YALE	*	30	1-3	0-1	2-3	0-4-4	1	2	3	0	3	4
at Tulsa	*	26	3-6	1-4	0-0	1-2-3	3	4	1	0	0	7
MIAMI (OH)	*	32	1-1	1-1	2-2	1-2-3	2	2	2	0	0	5
at Texas	*	23	2-4	1-3	2-3	0-1-1	3	6	2	0	0	7
BAYLOR	*	31	3-6	2-4	3-4	0-1-1	3	4	0	0	2	11
KANSAS STATE	*	26	0-1	0-0	0-0	0-1-1	4	6	2	0	2	0
at Oklahoma State	*	16	0-2	0-1	0-0	0-1-1	0	3	4	0	0	0
at Texas A&M	*	23	0-3	0-3	0-0	0-0-0	2	6	3	0	0	0
NEBRASKA	*	34	2-5	2-5	4-4	2-4-6	1	5	3	0	2	10
at Iowa State	*	24	1-5	1-3	0-0	0-1-1	5	4	1	0	4	3
KANSAS	*	38	2-4	1-3	0-0	0-1-1	4	5	3	0	0	5
MISSOURI	*	36	2-5	2-4	2-2	0-2-2	2	3	0	0	0	8
at Kansas State	*	31	0-0	0-0	0-0	0-0-0	2	3	4	0	0	0
OKLAHOMA	*	28	4-6	2-4	3-4	0-8-8	4	3	2	0	1	13
at Kansas	*	24	0-0	0-0	0-0	0-1-1	5	4	1	0	1	0
at Missouri	*	17	0-1	0-1	0-0	0-0-0	2	3	2	0	1	0
IOWA STATE	*	32	1-4	0-2	0-0	0-3-3	3	5	1	0	0	2
at Nebraska	*	31	2-4	2-3	0-0	0-2-2	2	6	1	0	1	6
TEXAS TECH	-	19	0-0	0-0	4-4	0-0-0	4	6	1	0	1	4
vs. Texas Tech	*	30	2-4	2-3	0-0	1-3-4	3	3	4	0	0	6

2010-11 Game-by-Game (junior)

Game	GS	Min	FGs	3FGs	FTs	O-D-R	Pf	A	To	BL	ST	Pts
IDAHO STATE	*	29	2-4	2-4	0-0	0-2-2	3	3	2	0	0	6
at Georgia	*	33	1-1	1-1	2-2	0-0-0	4	1	2	0	1	5
at San Francisco	-	23	2-2	1-1	0-0	0-3-3	3	1	1	0	2	5
ALCORN STATE	*	27	3-4	2-3	0-0	0-1-1	2	2	0	0	3	8
at Harvard	*	31	0-1	0-0	0-0	0-4-4	2	2	0	0	3	0
TX-PAN AMERICAN	*	1	0-0	0-0	0-0	0-0-0	0	0	1	0	0	0
OREGON STATE	-	16	0-2	0-2	0-0	0-1-1	2	2	2	0	0	0
COLORADO STATE	*	36	3-5	1-3	1-2	1-2-3	3	3	1	0	1	8
THE CITADEL	*	19	1-2	1-2	0-0	0-2-2	4	8	1	0	1	3
LONGWOOD	*	17	0-1	0-1	0-0	0-2-2	3	3	1	0	0	0
vs. New Mexico	*	15	1-4	0-3	0-0	0-2-2	5	3	1	0	0	2
vs. Indiana	*	34	1-3	1-3	2-4	0-4-4	3	5	5	0	0	5
MD EASTERN SHORE	*	19	1-1	1-1	0-0	0-3-3	2	6	2	1	0	3
at Cal St. Bakersfield	*	19	2-3	2-3	0-0	0-2-2	3	0	1	0	3	6
WESTERN N.MEXICO	did not play (injured)											
MISSOURI	*	17	0-2	0-1	0-1	0-3-3	3	0	1	1	0	0
at Kansas State	*	14	0-1	0-1	0-0	0-2-2	2	1	4	0	0	0
OKLAHOMA STATE	*	19	0-1	0-1	1-2	0-1-1	1	1	0	0	0	1
at Nebraska	*	14	0-2	0-1	0-0	0-0-0	1	3	0	0	1	0
at Oklahoma	*	15	0-0	0-0	0-0	1-1-2	3	0	0	0	0	0
KANSAS	*	29	3-6	2-3	0-0	0-0-0	4	3	0	0	1	8
at Baylor	*	16	1-3	0-1	1-2	0-1-1	2	2	1	0	1	3
IOWA STATE	*	29	4-6	2-4	0-0	0-1-1	1	5	2	0	1	10
at Missouri	*	3	0-0	0-0	0-0	0-1-1	3	0	0	0	0	0
TEXAS A&M	did not play (injured)											
KANSAS STATE	did not play (injured)											
at Kansas	-	6	0-0	0-0	0-0	0-0-0	0	0	0	0	0	0
at Texas Tech	-	24	1-2	1-2	0-0	0-2-2	0	2	0	0	0	0
TEXAS	*	27	1-1	1-1	0-0	0-3-3	2	3	0	0	0	3
at Iowa State	*	22	3-6	1-4	1-1	0-2-2	1	3	2	0	0	8
NEBRASKA	*	16	0-0	0-0	1-2	0-1-1	1	1	1	0	0	1
vs. Iowa State	*	20	0-0	0-0	0-0	1-1-2	2	4	1	1	1	0
vs. Kansas State	*	16	1-1	1-1	0-0	0-2-2	0	1	2	0	0	3
vs. Kansas	*	22	3-4	3-4	0-1	0-1-1	1	4	2	0	2	9
TEXAS SOUTHERN	*	27	0-0	0-0	0-0	0-0-0	0	6	2	0	2	0
CAL	*	18	1-3	1-2	0-0	1-2-3	0	1	0	0	0	3
KENT STATE	did not play (injured)											
vs. Alabama	-	12	1-1	1-1	0-0	0-3-3	0	3	2	0	2	3

2008-09 Game-by-Game (freshman)

Game	GS	Min	FGs	3FGs	FTs	O-D-R	Pf	A	To	BL	ST	Pts
ARK.-PINE BLUFF	*	33	4-5	4-5	0-0	0-4-4	1	3	0	0	0	12
MONTANA STATE	*	38	2-8	0-2	0-2	2-3-5	4	4	3	0	0	4
HARVARD	*	34	1-2	0-1	2-2	0-1-1	3	5	4	0	0	4
LAFAYETTE	*	36	2-5	1-2	5-6	0-4-4	2	3	3	0	2	10
at Stanford	*	35	8-12	1-4	1-2	0-3-3	0	3	3	0	0	18
TCU	did not play (injured)											
COLORADO STATE	*	36	5-6	1-2	0-1	0-4-4	1	3	2	0	1	11
PRAIRIE VIEW A&M	*	28	2-5	1-2	0-0	0-1-1	0	4	3	0	1	5
La.-MONROE	*	20	1-4	1-3	2-2	1-2-3	4	4	0	0	0	5
vs. Coppin State	*	35	3-4	3-4	0-0	0-3-3	0	6	6	0	1	9
vs. Buffalo	*	38	5-12	0-4	3-3	1-0-1	2	3	2	0	1	13
vs. Vermont	*	34	3-8	1-4	4-4	1-1-2	1	1	1	0	0	11
at SMU	*	34	4-11	2-7	0-1	0-2-2	1	5	3	0	1	10
WESTERN STATE	*	35	3-8	1-3	2-4	1-1-2	4	3	0	0	0	9
at Missouri	*	29	0-1	0-1	2-2	1-1-2	3	3	4	0	0	2
KANSAS	*	33	0-2	0-1	0-0	0-2-2	3	1	7	0	1	0
at Texas Tech	*	37	3-8	3-5	0-0	1-3-4	1	1	2	0	4	9
KANSAS STATE	*	23	2-4	1-2	1-2	0-0-0	5	1	4	0	1	6
IOWA STATE	*	33	3-6	2-4	1-2	3-3-6	1	1	0	0	0	9
at Kansas	*	32	3-4	1-2	0-0	0-0-0	1	2	0	0	0	7
NEBRASKA	*	38	1-3	1-2	2-2	0-1-1	3	1	3	0	0	5
at Oklahoma	*	38	4-6	3-3	0-0	0-4-4	5	4	4	0	0	11
at Iowa State	*	31	1-3	1-2	0-0	0-4-4	0	1	2	0	1	3
TEXAS	*	44	1-5	1-4	2-3	0-1-1	3	5				



Shannon Sharpe

#2

RS-Soph. • Point-Guard • 1L
6-1 • 210
Corona, Calif.
Centennial HS

2010-11 (Redshirt-Freshman)

PTS	REB	AST	ST	MIN	FG%	FT%	3-PT%
2.1	1.3	1.2	0.3	13.1	.420	.647	.067

- Tied a school record for games played in a season (38)
- Made three starts
- Fifth in assists (46) with a 1.77 assist-to-turnover ratio
- Handed-out a season-best six assists in home win over Texas-Pan American (Nov. 30) • Also had five assists in home win over Longwood (Dec. 19)
- Recorded a season-high nine points against Maryland Eastern Shore and came off the bench to score eight points with a conference season best 21 minutes in two-point home win over Kansas State (Feb. 12)
- Featured as No. 1 highlight on ESPN SportsCenter Top Plays (March 18 against Cal) with a monster dunk following a missed shot.

2009-10 (freshman): Missed the entire 2009-10 season after suffering a left knee injury during pre-season workouts in October • Successful micro-frac-ture surgery in November.

ACADEMICS: Open Option major in Colorado's College of Arts and Sciences.

PERSONAL: Born April 8, 1990 in Riverside, Calif. • Son of the late Jude and Monique Sharpe • Has a younger sister, Shari • Nickname is "duece" •

Sharpe Career Bests

Points	9	MD Eastern Shore (Dec. 29, 2010)
Field Goals	3	four times, recent: Texas Southern, Mar. 16, 2011 California (Mar. 18, 2011)
FG Attempts	5	New Mexico (Dec. 22, 2010)
3-Pts Made	1	Iowa State (Feb. 1, 2011)
3-Pt Att.	2	CSU-Bakersfield (Jan. 2, 2011)
FTM	4	twice, recent: Western N. Mexico (Jan. 5, 2011)
FTA	4	CSU-Bakersfield (Jan. 2, 2011)
Rebounds	4	Tex.-Pan American (Nov. 23, 2010)
Off. Rebs.	2	four times, recent: Texas (Feb. 26, 2011)
Def. Reb.	3	at Kansas State (Jan. 12, 2011)
Assists	6	TX-Pan American (Nov. 30, 2010)
Steals	2	TX-Pan American (Nov. 30, 2010)
Blocks	2	twice: Longwood (Dec. 19, 2010) at San Francisco (Nov. 20, 2010)
Minutes	28	TX-Pan American (Nov. 30, 2010)

CAREER STATISTICS

Year	GP-GS	Min	FG-FGA	Pct	3PT-A	Pct	FT-FTA	Pct	O	D	Reb	Avg	Ast	To	PF-FO	Stl	Blk	Pts	Avg
2010-11	38-3	498	29-69	.420	1-15	.067	22-34	.647	16	32	48	1.3	46	26	36-0	11	9	81	2.1
TOTAL	38-3	498	29-69	.420	1-15	.067	22-34	.647	16	32	48	1.3	46	26	36-0	11	9	81	2.1

2011-12 Game-by-Game (senior)

Game	GS	Min	FGs	3FGs	FTs	O-D-R	Pf	A	To	BL	ST	Pts
FORT LEWIS	-	17	1-2	0-0	0-1	1-1-2	1	1	2	0	0	2
vs. Wichita State	-	9	0-0	0-0	2-2	1-1-2	0	1	1	0	0	2
vs. Maryland	-	12	1-2	1-1	1-5	0-1-1	0	1	1	1	0	4
vs. W. Michigan	-	3	0-1	0-0	0-2	1-1-2	0	0	1	1	0	0
at Air Force	-	1	0-0	0-0	0-0	0-0-0	1	0	1	0	0	0
GEORGIA												
at Colorado State												
FRESNO STATE	-	3	0-0	0-0	0-0	0-1-1	1	1	0	1	0	0
WYOMING												
CSU BAKERSFIELD												
TEXAS SOUTHERN	-	9	0-1	0-0	0-2	0-0-0	1	2	0	0	0	0
NEW ORLEANS	-	12	0-1	0-0	2-2	0-4-4	0	0	1	0	0	4
UTAH	-	4	0-0	0-0	0-0	0-1-1	0	2	0	0	0	0
WASHINGTON	-	1	0-0	0-0	0-0	0-0-0	0	0	1	0	0	0

2010-11 Game-by-Game (freshman)

Game	GS	Min	FGs	3FGs	FTs	O-D-R	Pf	A	To	BL	ST	Pts
IDAHO STATE	-	19	0-0	0-0	1-2	0-0-0	3	1	2	1	1	1
at Georgia	-	12	2-2	0-0	0-1	1-1-2	3	0	2	0	0	4
at San Francisco	*	21	0-0	0-0	0-2	1-0-1	2	1	0	2	0	0
ALCORN STATE	*	17	1-1	0-0	2-2	0-2-2	2	3	0	0	0	4
at Harvard	-	14	1-3	0-0	0-0	2-0-2	1	0	2	0	0	2
TX PAN AMERICAN	-	28	0-3	0-1	0-2	2-2-4	2	6	2	1	2	0
OREGON STATE	-	15	0-1	0-1	0-2	0-1-1	0	1	1	0	1	0
COLORADO STATE	-	11	0-0	0-0	0-0	0-1-1	1	1	0	0	0	0
THE CITADEL	-	14	1-3	0-1	2-2	0-0-0	2	2	0	0	0	4
LONGWOOD	-	23	1-4	0-1	0-0	2-1-3	2	5	0	2	0	3
vs. New Mexico	-	11	3-3	1-1	0-0	0-0-0	0	2	0	0	0	7
vs. Indiana	-	9	0-1	0-1	0-0	0-0-0	0	0	1	0	0	0
MD EASTERN SHORE	-	21	3-4	0-1	3-3	0-2-2	1	3	2	1	1	9
at Cal St. Bakersfield	-	18	0-1	0-0	4-4	0-1-1	0	0	3	0	1	4
WESTERN N. MEXICO	*	27	1-4	0-1	0-0	1-0-1	0	1	2	0	1	2
MISSOURI	-	11	0-0	0-0	0-0	1-0-1	0	1	1	1	0	0
at Kansas State	-	15	1-2	0-1	2-2	0-3-3	2	2	0	0	0	4
OKLAHOMA STATE	-	12	0-0	0-0	0-0	0-1-1	0	1	0	0	0	0
at Nebraska	-	10	0-1	0-1	0-0	0-1-1	0	1	0	0	1	0
at Oklahoma	-	9	0-2	0-1	0-0	0-1-1	1	0	0	0	0	0
KANSAS	-	9	0-0	0-0	1-2	0-1-1	0	2	0	0	0	1
at Baylor	-	7	0-0	0-0	0-0	0-1-1	1	0	0	0	1	0
IOWA STATE	-	17	1-4	0-2	1-2	1-2-3	1	1	0	0	0	3
at Missouri	-	15	2-3	0-0	0-0	0-0-0	2	1	1	0	1	4
TEXAS A&M	-	17	1-2	0-0	0-0	0-1-1	0	0	0	0	0	2
KANSAS STATE	-	21	3-4	0-1	2-4	0-2-2	1	0	2	0	0	8
at Kansas	-	3	0-0	0-0	0-0	0-1-1	0	0	1	0	0	0
at Texas Tech	-	12	0-0	0-0	0-0	1-1-2	1	2	0	0	0	0
TEXAS	-	3	0-1	0-0	0-0	2-0-2	1	0	0	0	0	0
at Iowa State	-	4	0-1	0-1	0-0	0-0-0	0	1	1	0	0	0
NEBRASKA	-	8	0-0	0-0	0-0	0-2-2	0	0	0	0	0	0
vs. Iowa State	-	3	0-1	0-0	0-0	0-0-0	0	1	0	0	0	0
vs. Kansas State	-	12	0-4	0-0	0-0	0-2-2	0	0	0	0	0	0
vs. Kansas	-	7	2-2	0-0	0-0	0-0-0	0	1	0	0	0	4
TEXAS SOUTHERN	-	14	3-4	0-0	0-0	0-1-1	3	3	2	0	0	6
CAL	-	12	2-5	0-0	0-0	1-0-1	2	1	0	0	0	6
KENT STATE	-	15	1-3	0-0	2-2	1-1-2	1	2	0	1	1	4
vs. Alabama	-	2	0-0	0-0	0-0	0-0-0	0	0	1	0	0	0



Shane Harris-Tunks

#15

Redshirt-Sophomore
Center/Forward
6-11 • 245 • 1L
Liverpool, New South Wales,
Australia
Australian Institute of Sport

2010-11 (sophomore): Missed the entire basketball season after tearing anterior cruciate ligament (ACL) in his left knee in October 2010 • Received a medical redshirt • Three years remaining as a Buff • Will be a junior in the classroom during the 2011-12 season, a redshirt-sophomore on the basketball court • Added 25 pounds of muscle to his 6-foot-11 frame during the 2010 spring/summer •

2009-10 (freshman): Played 28 games with three starts • Led team in blocked shots (14) and was eighth among all Big 12 Conference freshman blocks • Fifth CU freshman to lead team in blocked shots (David Harrison, Stephane Pelle, Carlton Carter, Matt Bullard) • Shot 22-for-36 from field (61.1 percent) • Started at Texas (Jan. 9); Baylor (Jan. 12); Kansas State (Jan. 16) • Against the Bears, season-best 23 minutes with two steals • Played 23 minutes in home win over Oklahoma (Feb. 17) with a conference-best five rebounds • Led team with seven rebounds, two blocks in win over Chaminade (Nov. 25) and played 11 minutes against Arizona (Nov. 24) at the EA Sports/Mauit Invitational with three points, two rebounds, one steal, one block • Tallied a season-high six points against Chaminade and at Missouri (Feb. 24) • Block shot leader seven times; steals four times and rebounding once.

AUSTRALIA: Member of Team Australia that placed fourth at the 2009 FIBA U19 World Championship and played in eight games averaging 2.5 ppg. • 2009 U/20s National Championships - 2nd Place (New South Wales) • 2008 U/20s National Championships - 2nd Place (NSW) • Represented Australian U/19 at the Albert-Schweitzer Tournament in Germany and a third place finish • Also named captain • William Jones Cup Taipei - Bronze Medal • Emus Italy Tour • 2007 U/18s National Championships • adidas Nations Camp • 2006 U/18s National Championships - 3rd Place (NSW) • 2005 U/16s National Championships • Australian Institute of Sport (AIS) scholarship recipient.

ACADEMICS: Is an advertising major in the CU's School of Journalism • Enjoys reading and drawing.

PERSONAL: Born Shane Daniel Harris-Tunks on May 27, 1990 in Sydney, Australia • Son of Michael Tunks and Jan Harris • Youngest of three children, sister, Kaley; brother, David • Graduated from Lake Ginninderra College in Canberra Dec. 2008, a senior secondary college catering to students in their final two years of schooling.

2011-12 Game-by-Game (sophomore)

Game	GS	Min	FGs	3FGs	FTs	O-D-R	Pf	A	To	BL	ST	Pts
FORT LEWIS	-	17	2-4	0-0	0-1	2-0-2	4	0	2	0	0	4
vs. Wichita State	*	17	2-2	0-0	4-5	0-2-2	1	2	0	0	0	8
vs. Maryland	-	18	0-0	0-0	1-2	1-3-4	1	1	1	0	0	1
vs. W. Michigan	-	25	3-6	0-0	2-2	4-4-8	4	0	3	1	0	8
at Air Force	-	12	1-3	0-0	0-0	1-3-4	3	0	2	0	0	2
GEORGIA	-	23	2-6	0-0	0-0	0-1-1	2	0	0	1	0	4
at Colorado State	-	8	1-2	0-0	1-1	0-1-1	2	1	2	0	2	3
FRESNO STATE	-	9	1-2	0-0	0-3-3	1	0	0	0	0	0	2
WYOMING	-	13	0-1	0-0	1-2	1-1-2	1	0	1	1	3	1
CSU BAKERSFIELD	-	13	0-1	0-0	0-2	0-1-1	1	0	0	0	1	0
TEXAS SOUTHERN	-	11	2-2	0-0	0-0	0-1-1	2	0	1	0	0	4
NEW ORLEANS	-	14	1-1	0-0	0-0	1-4-5	1	1	3	1	0	2
UTAH	-	13	2-4	0-0	1-2	4-0-4	2	0	2	1	0	5
WASHINGTON	-	9	0-3	0-0	0-0	0-0-0	0	1	0	2	2	0

CAREER STATISTICS

Year	GP-GS	Min	FG-FGA	Pct	3PT-A	Pct	FT-FTA	Pct	O	D	Reb	Avg	Ast	To	PF-FO	Stl	Blk	Pts	Avg	
2010-11		injured - did not play																		
2009-10	28-3	328	22-36	.611	0-0	.000	6-16	.375	9	36	45	1.6	7	34	64-2	15	14	50	1.8	
TOTAL	28-3	328	22-36	.611	0-0	.000	6-16	.375	9	36	45	1.6	7	34	64-2	15	14	50	1.8	

Harris-Tunks Career Bests

Points	8	twice: vs. Western Michigan (Nov. 20) vs. Wichita State (Nov. 17)
Field Goals	3	three times: vs. Western Michigan (Nov. 20) at Missouri (Feb. 24, 2010) at Chaminade (Nov. 25, 2009) vs. Western Michigan (Nov. 20) vs. Wichita State (Nov. 17) vs. Wichita State (Nov. 17) vs. Western Michigan (Nov. 20)
FG Attempts	6	twice: Utah (Dec. 31, 2011) vs. Western Michigan (Nov. 20)
FTM	4	twice: Oklahoma (Feb. 17, 2010) at Chaminade (Nov. 25, 2009)
FTA	5	twice: vs. Wichita State (Nov. 17)) Iowa State (Feb. 27, 2010) Wyoming (Dec. 9, 2011)
Rebounds	8	four times: Washington (Jan. 5, 2012) Oklahoma (Feb. 17, 2010) at Chaminade (Nov. 25, 2009) Ark.-Pine Bluff (Nov. 13, 2009) vs. Western Michigan (Nov. 20)
Off. Reb.	4	
Def. Reb.	5	
Assists	2	
Steals	3	
Blocks	2	
Minutes	25	

2009-10 Game-by-Game (freshman)

Game	GS	Min	FGs	FTs	O-D-R	Pf	A	To	BL	ST	Pts	
ARK.-PINE BLUFF	-	7	2-2	0-0	0-2-2	0	0	2	2	2	4	
COPPIN STATE	-	9	0-0	0-0	0-1-1	2	0	2	1	0	0	
TEXAS SOUTHERN	-	9	1-1	0-0	0-2-2	4	0	0	0	0	2	
vs. Gonzaga	-	6	1-1	0-0	0-0-0	4	0	1	1	1	2	
vs. Arizona	-	11	1-1	1-2	1-1-2	1	1	1	1	1	3	
at Chaminade	-	16	3-3	0-0	2-5-7	1	0	2	2	1	6	
SAN FRANCISCO	-	17	2-4	0-1	0-1-1	3	0	1	0	1	4	
at Oregon State	-	15	1-2	0-0	2-2-4	4	0	2	0	0	2	
COLO. CHRISTIAN	-	14	1-1	0-0	0-1-1	5	0	1	0	0	2	
at Colorado State	-	12	1-1	0-0	0-3-3	2	0	1	1	0	2	
CSU NORTHBRIDGE	-	12	2-2	0-1	0-3-3	1	0	5	0	1	4	
YALE	-	18	0-0	1-2	0-3-3	1	0	2	0	1	1	
at Tulsa	-	7	0-0	2-2	1-0-1	3	1	2	1	2	2	
MIAMI (OH)	-	15	0-1	0-0	0-3-3	2	1	2	1	0	0	
at Texas	*	13	1-2	0-0	0-0-0	5	0	0	0	1	2	
BAYLOR	*	23	2-5	0-2	0-0-0	1	1	0	0	2	4	
KANSAS STATE	*	17	0-0	1-3	0-1-1	4	0	1	1	0	1	
at Oklahoma State	-	12	0-2	0-0	1-0-1	3	0	1	0	0	0	
at Texas A&M	-	2	0-0	0-0	0-0-0	1	0	1	0	0	0	
NEBRASKA	-	5	0-0	0-0	0-0-0	1	0	0	0	0	0	
at Iowa State	-	4	0-1	0-0	0-0-0	0	0	1	0	0	0	
KANSAS	-	15	1-2	0-1	1-2-3	3	0	2	1	0	2	
MISSOURI	-	4	0-0	0-0	0-0-0	0	0	0	0	0	0	
at Kansas State		did not play										
OKLAHOMA	-	23	0-2	0-0	0-5-5	2	1	0	2	0	0	
at Kansas	-	11	0-0	1-2	0-0-0	4	0	2	0	1	1	
at Missouri	-	20	3-3	0-0	1-1-2	3	0	2	0	0	6	
IOWA STATE	-	10	0-0	0-0	0-0-0	4	0	0	0	0	0	
at Nebraska	-	1	0-0	0-0	0-0-0	0	0	0	0	0	1	
TEXAS TECH		did not play										
vs. Texas Tech		did not play										



André Roberson

#21

Sophomore • Forward • 1L

6-7 • 210

San Antonio, Texas

Wagner HS

2010-11 (Freshman Year)

PTS	REB	AST	ST	BLK	MIN	FG%	FT%	3-PT%
6.7	7.8	0.9	1.3	1.1	22.3	.580	.553	.343

2010-11 RECORDS

- Most rebounds by a freshman (297).
 - Most rebounds single-season by a guard (297).
 - Most blocked shots single-season by a freshman (42).
 - In Big 12 Conference play (15 years) most offensive rebounds (10) vs. Baylor, Jan. 29, 2011; also a season-best on offensive glass.
- 2010-11 Records Tied
- Most rebounds by a freshman in a game (15, vs. Iowa State, March 9, 2011, at Kansas City).
 - Most games played in a season (38)
 - Most single-season fouls (112).

2010-11 NOTES

- University of Colorado Stephane Pelle Rebounding Award.
- CUSPY Awards (CU Sports Performers of the Year) Co-Male Freshman Athlete of the Year Award.
- First CU freshman to lead team in rebounds (297), steals (51), blocks (42). Became only the fourth Big 12 player to accomplish this feat (Michael Beasley, Kansas State; Antoine Wright, Texas A&M; Kevin Durant, Texas).
- 100th nationally in rebounding per game (7.8 rpg.).
- Tied for fifth nationally in freshman rebounding (only player with zero starts). Of the top six freshman rebounders, ranked second (14.0) of the six per 40 minutes.
- Sixth CU freshman to lead team in blocked shots (Shane Harris-Tunks, David Harrison, Stephane Pelle, Carlton Carter, Matt Bullard).
- Five double-doubles.
- 297 rebounds tied for 12th in school history for rebounds in a season.
- 12 games with 10+ rebounds Seven games with 10 or more points.
- 51 steals ranked third of all CU freshman guards and 15th overall in single-season steals.
- Shot 50 percent from the field 24 times; 60 percent or better: 18 times; 70 percent or better: 10 times; 80 percent or better: eight times.
- Led CU in rebounding 23 times (five shared); blocked shots 20 times (seven shared); steals 13 times (six shared); assists three times (twice shared).
- Grabbed 10 or more rebounds in 12 games; 9+ in 15 games; 8+ in 20 games; and had 5 or more in 31 games.

Roberson Career Bests

Points	21	Fresno State (Dec. 7, 2011) vs. Maryland (Nov. 18, 2011)
Field Goals	7	twice: vs. Maryland (Nov. 18, 2011) Texas Southern (Mar. 16, 2011)
FG Attempts	14	vs. Maryland (Nov. 18, 2011)
3-Pt. Made	2	twice: vs. Maryland (Nov. 18, 2011) Longwood (Dec. 19, 2010)
3-Pt. Att.	4	vs. Maryland (Nov. 18, 2011)
FTM	9	Fresno State (Dec. 7, 2011)
FTA	11	Georgia (Nov. 28, 2011)
Rebounds	17	Utah (Dec. 31, 2011)
Off. Reb.	10	at Baylor (Jan. 29, 2011)
Def. Reb.	13	Fort Lewis College (Nov. 11, 2011)
Assists	5	Texas (Feb. 26, 2011)
Steals	3	five times, recent: vs. Kansas (Mar. 11, 2011) at Air Force (Nov. 23, 2011)
Blocks	4	Georgia (Nov. 28, 2011)
Minutes	34	

- Season-best 10 defensive boards against Kansas State (Mar. 10) at the Big 12 Championships.
- Ranked number one in NIT field goal percentage (min. 15 attempts) with 77.3 percent (17-of-22).
- Last seven games of the season (all-post-season): shot 70 percent from the field (28-for-40) averaging 9.7 ppg. and 9.4 rpg.

Big 12 (only): Second in offensive rebounds (3.1) • Sixth in rebounding (7.3) • t11th in defensive rebounding (4.2) • t-13th in blocked shots (0.9) • t-14th in steals (1.2).

Big 12 (all games): Tied for second in rebounding (7.8) • Fifth in offensive rebounds (2.8) • Tied for fifth in defensive rebounding (5.0) • 10th in blocked shots (1.1) • 12th in steals (1.3)

WAGNER HS: Averaged 15 points, 12 rebounds and 1.7 blocked shots per game during his season year • Led team in rebounding and blocks senior year • Helped the Thunderbirds to a pair of consecutive Texas Class 5-A state semifinal appearances • Member of two region championship teams • Helped team to a 39-2 record during senior year and a No. 22 national ranking, in addition to No. 4 state ranking and No. 1 in the section • District 27-5A Most Valuable Player • Named to the All-Area Class 5-A Super Team • First-team all-state selection junior and senior years • Two-time District 27-5A • Two-time all-region and all-state selection • As a junior, averaged 9.3 points and 9.1 rebounds per game.

CAREER STATISTICS

Year	GP-GS	Min	FG-FGA	Pct	3PT-A	Pct	FT-FTA	Pct	O	D	Reb	Avg	Ast	To	PF-FO	Stl	Blk	Pts	Avg
2010-11	38-0	847	101-174	.580	12-35	.343	42-76	.553	106	191	297	7.8	33	44	112-6	51	42	256	6.7
TOTAL	38-0	847	101-174	.580	12-35	.343	42-76	.553	106	191	297	7.8	33	44	112-6	51	42	256	6.7

ACADEMICS: Open Option major in Colorado's College of Arts and Sciences.

PERSONAL: Born Dec. 4, 1991 • Son of John and Lisa Roberson • Comes from an athletic family, father played basketball collegiately at New Mexico State (1985-89) and professionally overseas for 12 years; mother played volleyball at New Mexico State (1985-89) • Younger sister, Arielle will be a freshman on the CU women's basketball team in 2011-12 • Older sisters played in the Big 12 Conference: Ashlee averaged 12.2 ppg. and was 2009-10 All-Big 12 honorable mention at Texas Tech; Amber, is a senior at the University of Texas and a three-year volleyball letterwinner • Roberson was the first student-athlete signed by Coach Boyle.

2011-12 Game-by-Game (sophomore)

Game	GS	Min	FGs	3FGs	FTs	O-D	R	Pf	A	To	BL	ST	Pts
FORT LEWIS	*	28	4-9	1-3	4-5	2-13	15	3	1	2	1	0	13
vs. Wichita State	-	31	2-7	0-0	0-2	1-9	10	3	1	3	1	2	4
vs. Maryland	*	31	7-14	2-4	5-8	4-9	13	3	0	0	0	1	21
vs. W. Michigan	*	11	1-2	0-0	1-2	2-4	6	5	1	1	0	0	3
at Air Force	*	38	5-9	0-0	1-1	6-7	13	4	3	2	4	1	11
GEORGIA	*	34	4-8	0-0	7-11	7-8	15	1	0	1	0	1	15
at Colorado State	*	33	0-2	0-0	1-7	4-8	12	4	3	5	1	1	1
FRESNO STATE	*	24	5-6	2-2	9-9	1-9	10	4	1	3	0	1	21
WYOMING	*	30	5-9	0-2	0-1	5-7	12	4	0	5	0	2	10
CSU BAKERSFIELD	*	34	6-10	0-1	6-6	2-3	5	3	0	2	3	1	18
TEXAS SOUTHERN	*	35	4-11	0-1	3-4	7-9	16	1	2	0	2	0	11
NEW ORLEANS	*	23	4-10	0-1	4-6	5-7	12	1	0	0	2	0	12
UTAH	*	25	5-7	1-2	6-8	6-11	17	2	0	1	3	2	17
WASHINGTON	*	32	3-7	0-0	2-2	3-9	12	1	0	2	2	1	8

2010-11 Game-by-Game (freshman year)

Game	GS	Min	FGs	3FGs	FTs	O-D-R	Pf	A	To	BL	ST	Pts
IDAHO STATE	-	21	3-5	0-0	0-0	4-7-11	2	1	0	0	1	6
at Georgia	-	16	0-1	0-1	1-2	1-6-7	4	3	1	1	0	1
at San Francisco	-	23	2-2	0-0	0-0	2-3-5	2	1	2	2	3	4
ALCORN STATE	-	21	2-5	0-1	0-0	3-6-9	4	4	2	2	2	4
at Harvard	-	19	1-2	0-1	1-2	2-2-4	1	0	1	0	2	3
TX-PAN AMERICAN	-	21	3-6	0-0	2-2	3-3-6	2	0	4	2	3	8
OREGON STATE	-	17	4-5	0-1	1-1	2-4-6	5	0	0	2	2	9
COLORADO STATE	-	12	1-3	0-0	0-0	3-2-5	2	0	2	1	0	5
THE CITADEL	-	21	4-8	1-2	2-5	1-9-10	2	1	1	2	2	11
LONGWOOD	-	21	5-9	2-3	2-3	4-9-13	1	0	1	1	0	13
vs. New Mexico	-	26	3-5	1-3	0-0	4-4-8	3	0	3	1	2	7
vs. Indiana	-	14	2-3	1-1	3-3	0-1-1	5	0	1	0	2	8
MD EASTERN SHORE	-	20	2-5	0-1	0-2	2-6-8	2	1	0	3	2	4
at Cal St. Bakersfield	-	25	3-5	0-1	1-2	1-9-10	1	0	2	0	2	7
WESTERN N.MEXICO	-	27	6-7	0-1	0-1	3-9-12	2	0	0	2	3	12
MISSOURI	-	13	1-3	0-0	0-0	1-3-4	4	1	0	1	1	2
at Kansas State	-	23	4-5	1-1	0-3	5-4-9	2	1	1	1	2	9
OKLAHOMA STATE	-	25	1-3	0-2	5-7	3-5-8	3	0	1	1	2	7
at Nebraska	-	19	2-2	1-1	0-1	1-4-5	3	0	3	0	0	5
at Oklahoma	-	28	4-5	0-0	2-2	2-2-4	2	0	1	1	2	10
KANSAS	-	19	1-3	0-0	0-0	1-3-4	4	0	1	1	1	2
at Baylor	-	27	3-7	0-1	3-4	10-1-11	4	1	2	0	1	9
IOWA STATE	-	22	2-6	1-2	4-6	4-9-13	1	1	1	1	0	9
at Missouri	-	13	2-4	0-0	0-0	4-3-7	5	4	0	1	0	4
TEXAS A&M	-	24	1-2	0-0	0-0	1-0-1	0	0	0	0	0	2
KANSAS STATE	-	23	0-0	0-0	0-0	1-5-6	5	1	1	1	0	0
at Kansas	-	25	1-4	0-2	3-4	3-4-7	4	1	0	1	2	5
at Texas Tech	-	21	3-5	1-1	0-0	3-6-9	3	0	1	0	3	7
TEXAS	-	26	3-4	1-2	2-5	3-8-11	4	5	2	2	2	9
at Iowa State	-	25	2-6	0-1	0-1	4-3-7	3	2	0	2	2	4
NEBRASKA	-	25	2-4	0-1	0-0	3-7-10	2	1	1	3	2	4
vs. Iowa State	-	30	3-7	0-1	3-4	7-8-15	5	0	1	0	0	9
vs. Kansas State	-	31	4-6	0-0	3-5	4-10-14	1	1	2	3	0	11
vs. Kansas	-	23	4-5	1-1	0-0	1-4-5	5	1	0	1	3	9
TEXAS SOUTHERN	-	26	7-8	0-1	1-2	2-6-8	4	2	2	2	1	15
CAL	-	21	2-3	0-1	1-6	3-5-8	4	2	1	1	0	5
KENT STATE	-	27	6-8	1-1	0-1	4-8-12	2	0	0	0	0	13
vs. Alabama	-	27	2-3	0-0	2-2	1-3-4	3	0	2	1	2	6



Sabatino Chen #23

Junior-Transfer • Guard
6-4 • 185
Louisville, Colo.
Monarch HS
University of Denver

2010-11: Sat out the season per NCAA transfer rules • Has two years of eligibility remaining.

Career at Denver: In his two years with the Pioneers averaged 2.4 points and 1.6 rebounds per game • Played in 60 games • Led DU in steals seven times, rebounding three times, assists two times • Shot 49.6 percent from the field (56-of-113) • Two-year letterwinner.

2009-10 (sophomore): Played in 29 games • Averaged 12.5 minutes per game • Shot .569 percent from the field, .333 percent from beyond the arc, and 80 percent from the free throw line • Season-high 12 points against Arkansas State (Dec. 31) • Earned Sun Belt Academic Honor Roll certificate for achieving a 3.0 GPA or better.

2008-09 (freshman): Played in all 31 games for the Pioneers • Averaged 2.2 points and 18.5 minutes per game • Set a career-high with nine points at Florida International (Jan. 17) • Recorded career bests with eight rebounds and four assists against Louisiana-Monroe (Mar. 4) in the first round of the Sun Belt Tournament • Led DU in steals five times, rebounding three times, and assists twice • Six points and three assists while logging a career-high 34 minutes during double-overtime loss at Louisiana-Lafayette (Jan. 3) • Shot 27-of-62 from the field (.435).

Monarch High School: Led the Coyotes to the second round of the Colorado Class 5A state tournament as a senior • Monarch's all-time leader in rebounds and assists, and second in points • Named first team all-conference as a junior and senior • Named second team all-state as a senior and honorable mention as a junior • Scored 20 points per game as a senior • Led the state in assists as a junior with eight per game.

Academics: College major is mathematics • Also pursuing a certificate in actuarial studies.

Personal: Born April 16, 1990 in Boulder, Colo. • Son of Michael and Joyce Chen • Three sisters, Carissa, Alana and Sophia • Received the Leader of the Pack award in high school • Enjoys playing sports and video games • Hopes to play professional basketball in the U.S. or Europe following his graduation.

Chen Career Bests (DU totals included)

Points	12	twice: Arkansas State (Dec. 31, 2009) Seattle (Dec. 22, 2009)
Field Goals	5	twice: New Orleans (Jan. 7, 2010) Arkansas State (Dec. 31, 2009)
FG Attempts	8	Seattle (Dec. 22, 2009)
3-Pt. Made	1	eight times, recent: Seattle (Dec. 22, 2009)
3-Pt. Att.	2	five times: Western Kentucky (Jan. 24, 2009)
FTM	3	three times: Seattle (Dec. 22, 2009) at Colorado State (Dec. 5, 2009) Lamar (Dec. 2, 2009)
FTA	5	at Fla. International (Jan. 17, 2009)
Rebounds	8	Louisiana-Monroe (Mar. 4, 2009)
Off. Reb.	4	twice: Wyoming (Nov. 24, 2009) Louisiana-Monroe (Mar. 4, 2009)
Def. Reb.	4	three times: New Orleans (Dec. 28, 2011) CSU Bakersfield (Dec. 19, 2011) Louisiana-Monroe (Mar. 4, 2009)
Assists	4	Louisiana-Monroe (Mar. 4, 2009)
Steals	3	Seattle (Dec. 22, 2009)
Blocks	2	Seattle (Dec. 22, 2009)
Minutes	34	at La.-Lafayette (Jan. 3, 2009)

2011-12 Game-by-Game (junior)

Game	GS	Min	FGs	3FGs	FTs	O-D-R	Pf	A	To	BL	ST	Pts
FORT LEWIS	-	15	4-6	0-0	2-2	0-1-1	2	1	1	0	0	10
vs. Wichita State	-	12	2-2	0-0	0-0	1-0-1	0	1	1	0	1	4
vs. Maryland	-	15	1-2	0-0	0-0	2-0-2	3	2	0	0	0	2
vs. W. Michigan	-	12	1-2	0-1	1-1	0-1-1	2	1	1	0	0	3
at Air Force	-	16	0-1	0-0	0-2	0-0-0	1	0	0	0	0	0
GEORGIA	-	8	1-2	0-0	0-0	0-0-0	1	1	0	0	0	2
at Colorado State	-	4	0-0	0-0	0-2	1-0-1	0	0	0	1	0	0
FRESNO STATE	-	6	0-0	0-0	1-2	0-0-0	0	0	0	0	0	1
WYOMING	-	4	0-0	0-0	0-0	1-0-1	0	0	0	0	0	0
CSU BAKERSFIELD	-	21	3-4	0-0	0-1	1-4-5	2	0	1	1	2	6
TEXAS SOUTHERN	-	18	0-4	0-2	0-0	0-0-0	1	1	3	0	1	0
NEW ORLEANS	-	17	2-2	0-0	2-2	1-4-5	0	1	1	1	0	6
UTAH	-	16	1-2	0-1	0-0	0-1-1	2	2	1	0	0	2
WASHINGTON	-	12	3-5	0-1	0-0	0-0-0	1	0	0	0	1	6



SPENCER DINWIDDIE

#25

Freshman • Point Guard

6-5 • 190

Woodland Hills, Calif.

Taft HS

2011-12 Game-by-Game (freshman)

Game	GS	Min	FGs	3FGs	FTs	O-D-R	Pf	A	To	BL	ST	Pts
FORT LEWIS	*	22	2-9	0-1	3-4	3-4-7	5	3	2	0	0	7
vs. Wichita State	*	27	2-7	1-2	2-2	0-0-0	1	1	2	0	1	7
vs. Maryland	*	12	1-5	1-2	0-0	0-0-0	5	1	0	0	0	3
vs. W. Michigan	*	23	1-5	1-2	2-2	1-3-4	0	2	0	2	0	5
at Air Force	*	18	1-4	0-1	0-0	1-4-5	4	0	2	0	0	2
GEORGIA	*	27	4-8	1-4	7-8	0-7-7	1	1	0	0	1	16
at Colorado State	*	30	6-10	2-3	2-6	3-5-8	2	1	1	1	1	16
FRESNO STATE	*	28	4-6	2-3	5-6	1-1-2	2	1	3	0	1	15
WYOMING	*	33	5-9	2-3	4-4	1-3-4	3	0	0	0	0	16
CSU BAKERSFIELD	*	25	2-6	0-2	9-10	1-3-4	1	1	1	0	0	13
TEXAS SOUTHERN	*	32	5-7	5-6	3-4	1-2-3	2	1	3	0	0	18
NEW ORLEANS	*	23	3-5	0-1	6-6	0-5-5	2	6	1	0	1	12
UTAH	*	26	6-12	4-7	3-3	0-3-3	1	2	0	1	2	19
WASHINGTON	*	30	2-8	1-2	8-9	0-2-2	3	5	1	0	1	13

2011-12: Pure-point guard who utilizes his length, speed, and quickness • High basketball IQ allows him to consistently make high-level plays • At his best when running in transition, always keeping his head up and looking to set up his teammates, which he does very well • Tremendous leader in the half-court, very vocal, and directs his teammates where they are suppose to be • “Spencer is a true 6-4 point-guard. He was probably one of my favorite guards during the month of July (2010) when I went out to recruit,” said coach Boyle. “We always kept coming back to him. Every time he played, his team seemed to win; he’s just a winner. He comes from a great high school, another great family. I think Spencer has a chance to be an all-conference-type player in the Pac-12.”

TAFT HS: Averaged 11.2 points, 7.7 assists, 3.1 rebounds, 2.4 steals per game as a senior helping Taft to a 29-3 record and a city championship in 2011 • Named the Los Angeles City Section Player of the Year • One of seven high school players to earn the John R. Wooden High School Player of the Year Award as a senior • Cal-Hi Sports Boys Basketball first-team All-State Division I (by CIF Divisions); overall all-state second-team • West Valley League M.V.P. • Best in the West first team selection • Shot 46 percent from the field for the season, 68 percent from the free throw line, and had 139 more assists than turnovers (208-to-69; 3-to-1 assist-to-turnover ratio) • Scored 32 points and was named the co-MVP of the Battle of the Valley All-Star game at Cal State Northridge • Made the final Rivals150 list for the Class of 2011, in addition ranking as the 25th best point guard prospect and 146th best recruit overall, three-star prospect by Rivals • As a junior, second-ranked point guard in California and a preseason second-team all-state selection as chosen by ESPN.com • 2009-10 stats: 5.9 points. 4.1 assists, 2.5 rebounds and 1.8 steals, however played with potential college stars Bryce Jones and DeAndre Daniels - and the Toreadors compiled 26 wins • Wore jersey number 25.

AAU: Summer 2010 member of Double Pump Elite team that won the under-17 division championship in the prestigious adidas Super 64 tournament in Las Vegas • Named Most Valuable Player.

ACADEMICS: College major is integrative physiology.

PERSONAL: Born April 6, 1993 • Son of Malcolm and Stephanie Dinwiddie • Has a younger brother, Taylor, who is a high school freshman • Lists winning the adidas Super 64 and the city championship as his biggest moments of prep career • Graduated Taft HS with honors.



Carlon Brown #30

Senior-Transfer • Guard
6-5 • 215
Riverside, Calif.
Martin Luther King HS
University of Utah

2011-12: "Carlon is an explosive athlete. He has the ability to get to the rim and finish in traffic," head coach Tad Boyle said. • Per NCAA transfer rules, sat out the 2010-11 season • Has one year of

eligibility remaining.

CAREER AT UTAH: Three-year contributor with the Utes basketball team • Averaged 8.7 points, 4.2 rebounds and 2.4 assists per game • Ranked 36th place on the school's all-time scoring list with 854 career points • Played 98 games with 75 starts • Recorded 43 double-digit scoring games • Netted 20 or more points four times and grabbed 10 or more rebounds three times • Pair of double-doubles • Led the team in scoring and rebounding 14 times each • Handed-out five or more assists 14 times • Career-best 31 points at Wyoming (Jan. 27, 2010).

2009-10 (junior): Named All-Mountain West Conference honorable mention • Led Utah in scoring at 12.6 points per game • Tied a team-best 4.1 rebounds per game • Scored 391 points during the 2009-10 season • Averaged 28.7 minutes a game • Made 39 three-pointers and 28 steals, both second on the team • Led team in scoring 11 times and in rebounding in six others • Ranked second on the team with 77 assists and third in rebounding (128) and his rebounding average was third highest on the Utes (4.1 rpg.) • Prior to his junior season, Brown was named to a number of preseason lists including a All-MWC second-team nominee and named the league's "Most Entertaining" by Lindy's College Basketball. He was also selected as the best athlete in the Mountain West Conference by The Sporting News and an USA Today second-team preseason All-MWC selection.

2008-09 (sophomore): An integral part in the building process helping Utes win 24 games and earn a NCAA Tournament berth • Named All-MWC honorable mention • Started all 34 games • Averaged 9.3 points, 5.2 rebounds and 3.3 assists per game • Second-leading rebounder on the squad • Scored a career-high 19 points and grabbed 10 rebounds for his first career double-double against Weber State (Dec. 20) • Registered his second double-double at TCU (Feb. 4) with 14 points and a career-high 12 rebounds • Was one assist and one rebound shy of a triple-double vs. Wyoming (Jan. 3), logging 15 points, nine rebounds and a career-high nine assists, also adding two blocks • Featured on ESPN's SportsCenter three times for his acrobatic dunks, including one over Oklahoma's Blake Griffin, the No. 1 pick in the 2009 NBA draft • Earned MWC Academic All-Conference accolades.

2007-08 (freshman): Saw action in all 33 games, making 29 starts • Averaged 4.4 points in 18.1 minutes per game • Was the team's top rebounding guard with 3.2 boards per contest • Also logged 45 assists with 13 blocks • Shot .468 from the field (58-124) • Registered four double-digit scoring efforts • Hit double figures for the first time against UC Irvine (Dec. 1), tallying 12 points (6-10 FG) in his second career start • 11 points (4-6 FG, 3-3 FT) in a 67-65 road win at California (Dec. 22), adding six rebounds and an assist • Hit for a career-high 16 points (6-of-10 FG, 1-of-3 3FG, 3-of-6 FT) and grabbed seven boards in a 67-52 road victory at Colorado State (Feb. 2) • Scored 10 points (4-of-6 FG, 2-of-3 FT) in a 70-63 loss at UNLV (Mar. 8) • Set a

Brown Career Bests (Utah totals included)

Points	31	Wyoming (Jan. 27, 2010)
Field Goals	9	Wyoming (Jan. 27, 2010)
FG Attempts	17	Seattle (Nov. 24, 2009)
3-Pt. Made	4	at Pepperdine (Dec. 23, 2009)
3-Pt. Att.	10	at Air Force (Nov. 23, 2011)
FTM	10	twice: at Wyoming (Jan. 27, 2010) Seattle (Nov. 24, 2009)
FTA	14	at Wyoming (Jan. 27, 2010)
Rebounds	12	at TCU (Feb. 4, 2009)
Off. Reb.	4	three times: Seattle (Nov. 24, 2009) Morgan State (Nov. 28, 2008) Santa Clara (Nov. 19, 2007)
Def. Reb.	11	twice: at Air Force (Jan. 14, 2009) at TCU (Feb. 4, 2009)
Assists	9	Wyoming (Jan. 27, 2010)
Steals	3	four times, recent: at Pepperdine (Dec. 23, 2009)
Blocks	2	twice: Wyoming (Jan. 3, 2009) at Colorado State (Feb. 2, 2008)
Minutes	43	at Air Force (Nov. 23, 2011)

2011-12 Game-by-Game (senior)

Game	GS	Min	FGs	3FGs	FTs	O-D-R	Pf	A	To	BL	ST	Pts
FORT LEWIS	*	23	4-7	1-1	4-6	0-2-2	3	0	3	0	1	13
vs. Wichita State	*	31	7-14	0-1	1-2	0-2-2	1	1	1	0	0	15
vs. Maryland	*	30	5-10	3-6	1-1	1-1-2	2	2	3	0	0	14
vs. W. Michigan	*	34	8-14	1-4	6-6	3-3-6	3	4	3	0	0	23
at Air Force	*	43	7-16	2-10	0-0	1-5-6	4	6	3	0	0	16
GEORGIA	*	23	4-8	2-4	0-0	1-3-4	1	3	3	0	0	10
at Colorado State	*	29	3-13	2-6	1-2	2-4-6	2	1	2	0	0	9
FRESNO STATE	*	23	0-2	0-2	2-2	0-1-1	2	2	3	0	1	2
WYOMING	*	27	3-7	1-3	3-5	0-1-1	0	1	1	0	2	10
CSU BAKERSFIELD	*	26	6-8	1-2	2-2	1-2-3	0	8	2	1	1	15
TEXAS SOUTHERN	*	29	3-7	2-5	3-4	0-3-3	2	1	1	0	0	11
NEW ORLEANS	*	19	7-10	1-2	3-4	0-0-0	1	2	1	0	2	18
UTAH	*	24	4-6	2-4	0-0	0-3-3	0	1	1	0	0	10
WASHINGTON	*	28	7-11	3-3	1-1	2-0-2	0	0	4	0	0	18

career-high with 11 rebounds in a 67-59 win at Air Force (Feb. 9) • Poured in nine points (2-of-3 FG, 5-of-6 FT) including 3-of-4 made free throws in the final 1:30 of the 81-69 CBI victory at UTEP (Mar. 19) • Earned MWC Academic All-Conference accolades.

ACADEMICS: College major is sociology.

PERSONAL: Born October 4, 1989 • Son of Carlton Brown and Toenya Rose • Father is a LAPD sergeant • Second cousin to former Miami Hurricane and current NFL player Kellen Winslow Jr.



BEAU WEBB #5

Freshman • Guard
6-4.5 • 190
Lone Tree, Colo.
Arapahoe HS

2011-12: Walk-on • Joined CU during the fall semester • Will wear jersey number 5, the same number he wore at Arapahoe HS.

ARAPAHOE HS: Set the school record for most assists in a season (2010-11) • Member


of a Warriors Centennial League Championship teams (2008-09, 2009-10, 2010-11) • Senior year co-captain • Helped team to the state semifinals and a 25-2 record during his senior year • Averaged 6.5 points, 4.6 assists, 4.4 rebounds per game as a senior • Ranked seventh in the state among assists leaders • Named second team all-league • Three-time scholar-athlete award recipient and a three-time varsity letterwinner • Member of National Honors Society.

PERSONAL: Born August 6, 1992 • Son of Phillip and Karen Webb • Enjoys playing golf and bowling • Always wanted to attend CU since he was a little kid • Comes from an athletic family: Uncle played professional baseball; Cousin played college football at Colorado State; Great-Grandfather played pro baseball in the Texas League • Lists defeating and handing Regis their first loss in the state in three years as his biggest moment of prep career.

ACADEMICS: Intended major at CU is business, also interested in sports management.

2011-12 Game-by-Game (freshman)

Game	GS	Min	FGs	3FGs	FTs	O-D-R	Pf	A	To	BL	ST	Pts
FORT LEWIS	-	1	0-0	0-0	0-0	0-0-0	0	0	0	0	0	0
vs. Wichita State	*	3	0-0	0-0	0-0	0-0-0	0	0	0	0	0	0
vs. Maryland			did not play									
vs. W. Michigan			did not play									
at Air Force			did not play									
GEORGIA			did not play									
at Colorado State			did not play									
FRESNO STATE			did not play									
WYOMING			did not play									
CSU BAKERSFIELD			did not play									
TEXAS SOUTHERN			did not play									
NEW ORLEANS	-	4	1-1	1-1	0-0	2-0-2	1	0	1	0	0	3
UTAH	-	3	1-1	1-1	0-0	0-0-0	0	0	0	0	0	3
WASHINGTON			did not play									



JEREMY ADAMS #31

Sophomore-Transfer • Guard
6-5 • 215
Madison, Miss.
Madison Central HS
Navarro Junior College (Texas)

2011-12: Suffered a concussion in a scrimmage at Creighton • Activated Nov. 21 to participate in practice and travelled to Air Force, did not play, however played in every game since • Signed National Letter of Intent in April 2011 • Third member of the

CU 2011-12 recruiting class • "Jeremy will really help us fill the void of production we lose from the perimeter," coach Boyle said. "He is a skilled wing who brings experience and maturity to our team. In addition to that, he has three years of eligibility remaining. We are extremely excited Jeremy Adams is a Buff."

NAVARRO JUNIOR COLLEGE: Averaged a team-high 12.4 points per game as a redshirt-freshman • Also averaged 3.5 rebounds, 1.4 assists, 1.4 steals per contest.

MADISON CENTRAL HS: Averaged 27.2 points and 7.3 rebounds per game during his senior season • Holds the school's all-time scoring record of 43 points in a game (twice) • All-District, All-Metro, All-State McDonald's All-American nominee • Wore number 31 • Rivals.com three-star prospect when he originally signed with Texas A&M in the spring of 2009 • After redshirting at Texas A&M in 2009-10, decided to transfer out of the Aggies' program.

ACADEMICS: Intended college major is psychology.

PERSONAL: Born Jeremy Michael Adams on October 15, 1990 in Brandon, Miss. • Son of Jim and Teresa Adams • Father played football at Delta State and is a member of the school's Hall of Fame • Cousin, Courtney Fells was an Associated Press All-American football player at North Carolina State • Enjoys reading, going to the movies and exercising.

2011-12 Game-by-Game (sophomore)

Game	GS	Min	FGs	3FGs	FTs	O-D-R	Pf	A	To	BL	ST	Pts
FORT LEWIS			did not play - injured									
vs. Wichita State			did not play/travel									
vs. Maryland			did not play/travel									
vs. Western Michigan			did not play/travel									
at Air Force			did not play									
GEORGIA	-	7	0-1	0-1	0-2	1-0-1	1	0	1	0	0	0
at Colorado State	-	11	1-4	1-2	2-2	0-2-2	2	0	0	0	0	5
FRESNO STATE	-	22	2-6	0-3	4-5	1-3-4	1	0	0	0	0	8
WYOMING	-	11	0-3	0-2	0-1	0-0-0	4	0	1	0	0	0
CSU BAKERSFIELD	*	13	1-4	0-0	0-0	0-0-0	1	1	2	0	0	2
TEXAS SOUTHERN	-	9	1-2	1-2	0-0	1-1-2	2	0	4	0	1	3
NEW ORLEANS	-	13	2-4	1-3	0-0	0-1-1	1	0	1	0	0	5
UTAH	-	12	1-2	0-1	0-0	0-3-3	1	1	0	0	0	2
WASHINGTON	-	13	1-3	0-1	4-5	1-4-5	2	1	1	0	1	6



Ben Mills #32

Sophomore • Center • 1L
6-5 • 220
Hartland, Wis.
Arrowhead HS

2010-11 (Freshman Year)

PTS	REB	AST	ST	BLK	MIN	FG%	FT%
1.4	1.2	0.0	0.0	0.2	5.0	.423	.333

- Played in 19 games averaging 4.8 minutes, 1.4 points and 1.2 rebounds.
- Scored a season-best six points in home win against The Citadel (Dec. 17).
- Added another five points with a season-high four rebounds three days later in a win against Longwood (Dec. 19).
- Played a season-high nine minutes with a pair of key blocked shots in two-point home win over Kansas State (Feb. 12).
- Recorded five games with at least three rebounds.

ARROWHEAD HS

- Averaged 17.1 points, 11.2 rebounds, 1.4 blocks per game.
- Senior year led Arrowhead to a 25-3 record and the WIAA Division 1 state championship.
- First-team all-state honors from both the Associated Press and Wisconsin Basketball Coaches Association.
- At the state championships, averaged 20 points and 10 rebounds per game earning an all-tournament first team selection.
- Wisconsin Mr. Basketball finalist • Lettered all four years.
- Team captain junior & senior years.
- Helped team achieve a 56-16 record (.778) over three years. • Set 2009 Wisconsin Basketball Yearbook Shootout rebounding record with 18 in a single game • Three-time Classic 8 All-Conference team.
- As a junior, averaged 13 pts., 11 rebs., four blocks per game.

ACADEMICS

- Open Option major in Colorado's College of Arts and Science.

PERSONAL

• Born March 30, 1992 • Son of Patrick and Susan Mills • Father played basketball at St. Mary's • Older sisters, Amanda (East Carolina) and Meghan (Bridgeport) played college basketball; Great uncle was the starting center on the 1947 Wisconsin Big Ten championship team; Uncle played at Marquette • Lists winning the 2009-2010 Wisconsin Division I State championship along with being the tournament's leading scorer and rebounder as highlights of his prep career.

CAREER STATISTICS

Year	GP-GS	Min	FG-FGA	Pct	3PT-A	Pct	FT-FTA	Pct	O	D	Reb	Avg	Ast	To	PF-FO	Stl	Blk	Pts	Avg
2010-11	19-0	92	12-29	.414	0-0	.000	2-6	.333	11	12	23	1.2	0	7	5-0	2	2	26	1.4
TOTAL	19-0	92	12-29	.414	0-0	.000	2-6	.333	11	12	23	1.2	0	7	5-0	2	2	26	1.4

Mills Career Bests


Points	6	The Citadel (Dec. 17, 2010)
Field Goals	3	The Citadel (Dec. 17, 2010)
FG Attempts	5	Longwood (Dec. 19, 2010)
FTM	1	twice: Longwood (Dec. 19, 2010) at San Francisco (Nov. 20, 2010)
FTA	2	three times: vs. Kansas (Mar. 11, 2011) Longwood (Dec. 19, 2010) at San Francisco (Nov. 20, 2010)
Rebounds	4	twice: California (Mar. 18, 2011) Longwood (Dec. 19, 2010)
Off. Reb.	2	four times, recent: California (Mar. 18, 2011)
Def. Reb.	2	three times: California (Mar. 18, 2011) Longwood (Dec. 19, 2010) Alcorn State (Nov.23, 2010)
Blocks	2	Kansas St. (Feb. 12, 2011)
Steals	2	Cal (Mar. 18, 2011)
Minutes	9	twice: Kansas State (Mar. 10, 2011) TX-Pan American (Nov. 30, 2010)

2011-12 Game-by-Game (sophomore)

Game	GS	Min	FGs	3FGs	FTs	O-D-R	Pf	A	To	BL	ST	Pts
FORT LEWIS	-	4	1-2	0-0	0-1	1-0-1	1	0	0	0	0	2
vs. Wichita State												
vs. Maryland												
vs. W. Michigan	-	2	0-0	0-0	0-0	0-0-0	0	0	0	0	0	0
at Air Force												
GEORGIA												
at Colorado State												
FRESNO STATE												
WYOMING												
CSU BAKERSFIELD												
TEXAS SOUTHERN												
NEW ORLEANS	-	6	1-1	0-0	0-0	0-2-2	1	0	1	0	0	2
UTAH	-	3	0-0	0-0	0-0	0-2-2	0	0	2	0	0	0
WASHINGTON												

2010-11 Game-by-Game (freshman)

Game	GS	Min	FGs	FTs	O-D-R	Pf	A	To	BL	ST	Pts
IDAHO STATE	-	2	0-0	0-0	0-0-0	0	0	1	0	0	0
at San Francisco	-	4	0-0	1-2	0-0-0	0	0	0	0	0	1
ALCORN STATE	-	8	1-4	0-0	1-2-3	0	0	0	0	0	2
at Harvard	-	1	0-0	0-0	0-0-0	0	0	0	0	0	0
TX-PAN AMERICAN	-	9	2-4	0-0	0-0-0	0	0	0	0	0	4
OREGON STATE	-	3	1-2	0-0	0-0-0	0	0	0	0	0	2
THE CITADEL	-	6	3-4	0-0	0-0-0	3	0	1	0	0	6
LONGWOOD	-	5	2-5	1-2	2-2-4	0	0	1	0	0	5
vs. New Mexico	-	2	0-0	0-0	0-0-0	0	0	0	0	0	0
MD EASTERN SHORE	-	4	0-2	0-0	1-1-2	0	0	1	0	0	0
at Cal St. Bakersfield	-	4	1-2	0-0	2-1-3	0	0	0	0	0	2
WESTERN N.MEXICO	-	8	1-3	0-0	2-1-3	0	0	1	0	0	2
KANSAS STATE	-	9	0-0	0-0	0-0-0	1	0	0	2	0	0
at Kansas	-	6	0-0	0-0	0-1-1	1	0	2	0	0	0
at Texas Tech	-	4	0-0	0-0	0-1-1	0	0	0	0	0	0
vs. Kansas State	-	3	0-0	0-0	0-0-0	0	0	0	0	0	0
vs. Kansas	-	5	0-0	0-2	0-2-2	0	0	0	0	0	0
TEXAS SOUTHERN	-	2	0-0	0-0	0-0-0	0	0	0	0	0	0
CAL	-	5	1-3	0-0	2-2-4	0	0	0	0	2	2



Austin Dufault #33

Senior • Forward • 3L
6-9 • 225
Killdeer, N.D.
Killdeer HS

2010-11 (Junior Year)

PTS	REB	AST	ST	BLK	MIN	FG%	FT%	3-PT%
6.6	4.2	0.7	0.7	0.6	22.2	.523	.629	.192

2011 SUMMER: Competed with Athletes In Action on a two-week tour of Macedonia and Kosovo in Eastern Europe (May 25-30).

2010-11 (junior): Tied three school records during the season: games played (38), starts (38), single-season fouls (112)

- Averaged 6.6 points, 4.2 rebounds, 0.7 assists, 0.6 steals, 0.6 blocks • Averaged 22.2 minutes a game
- Shot .523 from the field (104-of-199) and .629 from the free throw line (39-of-62)
- One of five players that shot 50 percent or better from the field
- Second in blocked shots (21), sixth in steals (23) and points scored (252)
- Led team in blocked shots six times (twice shared), rebounding three times (one shared), once in assists and steals (one shared)
- Netted double digits nine times with a season-best 18 points in home win over Maryland Eastern Shore (Dec. 29) • Shot 50 percent from the floor 27 times, 14 times over 60 percent
- Season-high nine rebounds in road win over Cal State Bakersfield (Jan. 2) • 17 games with five or rebounds in a game; six games with seven or more • Tied for 15th in Big 12 Conference-only blocked shots (0.9) leaders.

2009-10 (Sophomore Year)

PTS	REB	AST	ST	MIN	FG%	FT%	3-PT%
5.5	3.1	0.9	0.7	21.5	.453	.593	.381

- Averaged 21.5 minutes, 5.5 points and 3.1 rebounds per game
- Recorded first career double-double with 14 points and a career-best 11 rebounds against Arizona at the EA Sports/Maui Invitational (Nov. 24) • Six double-digit scoring games • Seven games with five or rebounds in a game • Fourth in rebounding (95) and tied for second in offensive rebounds (28) • In 26 starts, averaged 6.2 points, 3.4 rebounds and made 46.1 percentage of his shots (59-for-128).

2008-09 (Freshman Year)

PTS	REB	AST	ST	MIN	FG%	FT%	3-PT%
8.2	3.7	1.0	0.4	30.7	.425	.671	.235

- Named one of three CUSPY's (CU Sports Performers of the Year) finalists in the Male Freshman Athlete of the Year Award category
- Scored 254 points ranking 11th among CU freshmen and his 115 rebounds ranked 12th among all CU freshmen
- Third in team scoring, rebounding, and defensive rebounding (89); fourth overall in minutes (30.7)
- One of three on the team to have started all 31 games
- Fifth among all conference freshmen in scoring and rebounding (all games played)
- First CU student-athlete from North Dakota since Ozzie Carlson (1960-61, Valley City).

CAREER STATISTICS

Year	G	Min	FG-FGA	Pct	3PT-A	Pct	FT-FTA	Pct	O	D	Reb	Avg	Ast	To	PF-FO	Stl	Blk	Pts	Avg
2010-11	38-38	845	104-199	.523	5-26	.192	39-62	.629	63	97	160	4.2	27	26	112-3	23	21	252	6.6
2009-10	31-26	666	62-137	.453	16-42	.381	32-54	.593	28	67	95	3.1	27	19	92-5	22	11	172	5.5
2008-09	31-31	953	93-219	.425	13-53	.245	55-82	.671	26	89	115	3.7	31	52	75-0	11	3	254	8.2
TOTAL	138-95	2464	259-555	.467	34-121	.281	126-198.636	117	253	370	2.7	85	97	279-8	56	35	678	4.9	

Dufault Career Bests

Points	21	La.-Monroe (Dec. 23, 2008)
Field Goals	9	La.-Monroe (Dec. 23, 2008)
FG Attempts	14	La.-Monroe (Dec. 23, 2008)
3-Pt. Made	3	at Texas A&M (Jan. 23, 2010)
3-Pt Att.	5	three times
FTM	6	twice: Alcorn State (Nov. 23, 2010) Harvard (Nov. 22, 2008)
FTA	8	Alcorn State (Nov. 23, 2010)
Rebounds	11	Arizona (Nov. 24, 2009)
Off. Reb.	5	twice: Alcorn State (Nov. 23, 2010) vs. Arizona (Nov. 24, 2009)
Def. Reb.	7	twice: vs. Western Michigan (Nov. 20) at Iowa State (Feb. 11, 2009) Prairie View A&M (Dec. 19, 2008)
Assists	5	twice: CSU Northridge (Dec. 22, 2009) at Chaminade (Nov. 25, 2009)
Steals	3	Texas A&M (Feb. 9, 2011)
Blocks	4	Texas (Feb. 14, 2009)
Minutes	42	Texas (Feb. 14, 2009)

KILLDEER HS

- Averaged 26 points, 12 rebounds, four assists, three steals and two blocks as a senior.
- Only unanimous selection to the Class B all-state boys basketball team • Only repeat first-team selection by the North Dakota Associated Press Sportscasters and Sportswriters Association.
- Named North Dakota Mr. Basketball.
- Holds school marks in seasonal points (570), rebounds in a season (222), rebounds in a single game (18), points tallied in a game (career-high 42 pts.)
- As a junior, averaged 20 points and eight rebounds per game leading team to 19 wins.
- In golf, member of team that placed second at 2007 state tournament, third in 2008; named all-state golfer in 2008; Competed at the state tournament four consecutive years.

ACADEMICS: College major is psychology.

PERSONAL: Born Austin Lee Dufault on January 3, 1990 in Dickinson, N.D. • Son of Rich and Karen Dufault • Has an older sister, Amber, and a younger brother, Zach • Father was his high school basketball coach • Grew up in a small town approximately 800 people in the western part of the state • Enjoys hunting, fishing and running in his spare time.

2011-12 Game-by-Game (senior)

Game	GS	Min	FGs	3FGs	FTs	O-D-R	Pf	A	To	BL	ST	Pts
FORT LEWIS	*	22	8-10	1-1	1-2	4-6-10	2	2	0	0	2	18
vs. Wichita State	-	30	3-8	2-5	0-2	1-3-4	2	2	3	1	1	8
vs. Maryland	*	30	5-6	0-0	2-3	2-2-4	2	2	1	0	0	12
vs. W. Michigan	*	32	6-12	2-5	2-2	1-7-8	3	1	1	2	0	16
at Air Force	*	26	5-9	1-2	4-6	2-5-7	4	2	2	0	0	15
GEORGIA	*	23	1-6	0-1	0-2	2-1-3	5	1	1	0	0	2
at Colorado State	*	29	5-8	2-2	1-2	2-1-3	2	1	1	0	0	13
FRESNO STATE	*	29	4-10	0-0	5-6	0-3-3	1	0	1	0	0	13
WYOMING	*	25	2-9	0-1	0-0	0-3-3	4	3	4	0	1	4
CSU BAKERSFIELD	*	24	3-4	1-1	3-3	2-2-4	2	1	1	0	0	10
TEXAS SOUTHERN	*	28	3-8	0-2	2-4	1-3-4	2	2	2	0	1	8
NEW ORLEANS	*	20	5-9	0-1	4-4	3-3-6	0	0	0	1	0	14
UTAH	*	18	0-3	0-0	1-2	1-5-6	2	2	1	1	2	1
WASHINGTON	*	23	4-7	0-1	5-5	0-4-4	3	2	3	0	2	13

2009-10 Game-by-Game (sophomore)

Game	GS	Min	FGs	3FGs	FTs	O-D-R	Pf	A	To	BL	ST	Pts
ARK.-PINE BLUFF	*	25	3-4	1-2	3-4	1-2-3	4	1	3	0	1	10
COPPIN STATE	*	26	1-6	0-0	4-4	2-3-5	1	2	2	1	0	6
TEXAS SOUTHERN	*	31	2-5	0-0	3-4	2-1-3	2	2	1	0	2	7
vs. Gonzaga	*	26	3-4	1-1	0-2	0-2-2	2	1	0	0	0	7
vs. Arizona	*	29	4-7	1-3	5-7	5-6-11	5	1	0	0	1	14
at Chaminade	*	27	5-6	2-2	0-0	1-3-4	2	2	0	0	3	12
SAN FRANCISCO	*	23	2-3	0-1	1-2	0-5-5	2	1	1	3	1	5
at Oregon State	*	12	3-5	0-0	1-1	2-2-4	4	0	0	0	0	7
COLO. CHRISTIAN	*	23	2-6	0-1	2-5	2-3-5	3	1	0	0	2	6
at Colorado State	*	25	2-4	0-2	0-0	1-1-2	5	1	0	1	0	4
CSU NORTHBRIDGE	*	23	4-7	2-3	2-2	0-3-3	2	1	1	1	3	12
YALE	*	29	1-5	0-2	1-2	0-1-1	4	2	1	1	0	3
at Tulsa	*	31	4-7	0-2	0-1	0-4-4	3	1	0	0	0	8
MIAMI (OH)	*	25	0-2	0-0	2-2	0-1-1	2	1	2	1	0	2
at Texas	-	9	0-2	0-0	1-2	0-0-0	5	1	2	0	0	1
BAYLOR	-	11	0-0	0-0	0-0	0-0-0	1	0	1	0	0	0
KANSAS STATE	-	22	1-3	0-0	3-5	2-1-3	5	0	0	0	1	5
at Oklahoma State	*	19	4-6	2-4	0-0	1-4-5	3	0	1	0	1	10
at Texas A&M	*	33	5-9	3-4	0-0	1-2-3	1	1	0	0	1	13
NEBRASKA	*	17	1-3	0-1	1-2	0-1-1	5	0	0	0	1	3
at Iowa State	*	31	3-6	2-3	0-0	1-6-7	4	1	0	0	2	8
KANSAS	*	27	2-9	1-5	1-4	2-4-6	4	2	1	0	1	6
MISSOURI	*	18	0-3	0-0	0-0	1-1-2	0	1	0	1	1	0
at Kansas State	*	20	1-4	0-1	1-4	1-2-3	4	1	1	0	0	3
OKLAHOMA	*	15	2-3	0-0	1-1	0-0-0	2	0	0	1	0	5
at Kansas	*	20	3-9	1-3	0-0	1-2-3	2	0	1	0	1	7
at Missouri	*	16	0-1	0-1	0-0	1-2-3	4	3	0	0	0	0
IOWA STATE	*	19	2-4	0-1	0-0	0-3-3	2	0	1	0	0	4
at Nebraska	*	7	0-0	0-0	0-0	0-0-0	3	0	0	0	0	0
TEXAS TECH	-	12	2-2	0-0	0-0	1-1-2	4	0	0	1	0	4
vs. Texas Tech	-	15	0-2	0-0	0-0	0-1-1	2	0	0	0	0	0

2010-11 Game-by-Game (junior)

Game	GS	Min	FGs	3FGs	FTs	O-D-R	Pf	A	To	BL	ST	Pts
IDAHO STATE	*	16	3-5	1-2	2-4	0-3-3	0	1	0	0	2	9
at Georgia	*	30	5-9	0-0	3-4	3-2-5	4	0	0	1	2	13
at San Francisco	*	25	0-3	0-2	1-2	2-5-7	4	0	1	0	2	1
ALCORN STATE	*	21	2-9	0-1	6-8	5-3-8	1	1	1	1	1	10
at Harvard	*	19	2-4	0-0	3-4	2-1-3	4	0	0	0	1	7
TX-PAN AMERICAN	*	16	3-6	0-0	0-0	2-0-2	3	1	1	0	2	6
OREGON STATE	*	23	5-7	0-1	2-2	2-3-5	1	1	0	1	0	12
COLORADO STATE	*	31	4-7	0-0	0-0	2-2-4	3	0	0	3	0	8
THE CITADEL	*	25	2-2	0-0	4-5	1-5-6	1	0	0	0	2	8
LONGWOOD	*	18	4-7	1-1	3-4	3-2-5	2	3	1	0	0	12
vs. New Mexico	*	20	1-1	0-0	0-0	0-1-1	4	0	0	0	1	2
vs. Indiana	*	27	5-8	0-1	0-0	3-4-7	4	0	0	0	2	10
MD EASTERN SHORE	*	21	7-9	1-1	3-3	3-4-7	3	0	0	0	0	18
at Cal St. Bakersfield	*	27	4-9	0-1	2-5	3-6-9	3	2	1	0	1	10
WESTERN N.MEXICO	*	16	3-4	0-0	3-6	2-2-4	5	1	2	1	1	9
MISSOURI	*	29	6-10	0-1	0-0	3-4-7	2	0	0	1	0	12
at Kansas State	*	27	4-6	0-0	0-0	1-0-1	3	2	3	0	0	8
OKLAHOMA STATE	*	22	2-5	0-0	1-2	1-4-5	4	1	3	0	0	5
at Nebraska	*	26	3-6	0-1	0-0	0-2-2	1	1	0	0	0	6
at Oklahoma	*	16	3-6	0-1	1-2	0-3-3	3	1	0	0	0	7
KANSAS	*	24	0-1	0-0	0-0	0-3-3	2	3	0	0	0	0
at Baylor	*	26	2-5	0-0	0-2	2-3-5	3	0	0	2	1	4
IOWA STATE	*	13	2-4	0-0	2-2	1-1-2	5	1	0	0	1	6
at Missouri	*	28	5-7	0-0	0-0	3-3-6	3	0	3	0	0	10
TEXAS A&M	*	34	4-6	1-2	0-0	1-3-4	4	0	1	4	0	9
KANSAS STATE	*	28	2-5	0-1	0-0	2-1-3	4	0	1	1	0	4
at Kansas	*	21	2-8	0-3	0-0	1-1-2	4	0	1	2	1	4
at Texas Tech	*	21	1-1	0-0	0-0	1-4-5	2	1	0	0	1	2
TEXAS	*	23	4-5	1-1	0-0	1-2-3	5	1	0	2	1	9
at Iowa State	*	16	1-4	0-1	0-0	0-0-0	3	1	1	0	0	2
NEBRASKA	*	19	2-4	0-0	0-0	0-3-3	3	0	0	2	0	4
vs. Iowa State	*	13	1-2	0-1	0-0	1-1-2	4	0	1	0	0	2
vs. Kansas State	*	15	2-3	0-0	0-0	1-2-3	3	0	1	0	0	4
vs. Kansas	*	25	2-5	0-3	2-5	2-3-5	4	0	2	0	0	6
TEXAS SOUTHERN	*	16	0-5	0-0	0-0	2-3-5	2	1	1	0	0	0
CAL	*	22	3-6	0-1	1-2	2-2-4	4	2	0	0	0	7
KENT STATE	*	22	2-4	0-0	0-0	3-3-6	0	1	0	0	0	4
vs. Alabama	*	24	1-2	0-1	0-0	2-4-6	2	2	2	0	0	2

2008-09 Game-by-Game (freshman)

Game	GS	Min	FGs	3FGs	FTs	O-D-R	Pf	A	To	BL	ST	Pts
ARK.-PINE BLUFF	*	31	5-11	0-2	3-4	1-3-4	2	2	2	1	0	13
MONTANA STATE	*	37	5-10	1-3	0-0	1-2-3	4	2	2	0	2	11
HARVARD	*	25	2-5	1-3	6-6	2-4-6	1	1	2	0	0	11
LAFAYETTE	*	25	3-5	1-1	4-5	2-0-2	3	1	2	0	0	11
at Stanford	*	34	5-12	0-4	0-0	1-4-5	4	0	1	0	0	10
TCU	*	28	3-9	1-4	1-3	0-0-0	3	0	6	0	1	8
COLORADO STATE	*	32	5-10	1-2	1-3	1-4-5	4	1	1	0	1	12
PRAIRIE VIEW A&M	*	27	1-6	0-2	1-2	1-1-2	2	5	4	0	0	3
La.-MONROE	*	38	9-14	1-2	2-2	0-2-2	0	3	1	0	0	21
vs. Coppin State	*	33	2-9	0-0	2-2	3-1-4	3	0	0	0	0	6
vs. Buffalo	*	33	2-5	0-2	2-2	0-4-4	0	0	2	1	0	6
vs. Vermont	*	28	2-10	1-2	1-2	0-3-3	2	0	0	0	0	6
at SMU	*	39	5-9	1-3	2-2	1-6-7	1	1	2	0	0	13
WESTERN STATE	*	32	1-5	0-1	2-2	2-3-5	1	0	0	0	0	4
at Missouri	*	31	2-6	1-1	0-0	1-4-5	1	0	3	0	1	5
KANSAS	*	30	4-9	0-2	2-4	3-2-5	4	1	1	0	0	10
at Texas Tech	*	30	2-7	0-1	0-1	0-3-3	4	1	5	0	1	4
KANSAS STATE	*	37	4-6	0-1	1-2	1-3-4	1	1	2	0	1	9
IOWA STATE	*	31	2-5	1-2	2-4	0-5-5	1	1	0	0	2	7
at Kansas	*	28	2-5	1-3	2-2	1-3-4	1	0	1			



DAMIENE CAIN

#44

Freshman • Forward

6-7 • 260

North Hollywood, Calif.

Harvard Westlake HS

2011-12: Originally signed last November as one of the three NLI's (with Booker, Dinwiddie), however decided in September after

meeting with Coach Boyle not to play college basketball and pursue a college degree instead. Has since reconsidered and returned to the team as a non-scholarship student-athlete.

SCOUTING REPORT: Skill level and size will produce matchup problems for opposing teams • Has a great pair of hands and great ability to pass the ball from the post • Very unselfish player and a tremendous feel for the game • "Damiene adds some size to our class, he's 6-7, he can really play in the low-post, can score, he can also step-out - so he's an inside-out type guy," coach Boyle said. "He comes from the same AAU program (Compton Magic) that (current sophomore) Shannon Sharpe came from. Damiene gives us a low-post presence in terms of to score the basketball. You have to guard him on the block because he has a tremendous feel for the game."

HARVARD WESTLAKE HS: One of seven Los Angeles high school players to earn the John R. Wooden High School Player of the Year Award as a senior (Division III) • Averaged a double-double during his senior year: 14.4 points and a team-best 10.9 rebounds • Also averaged a team-high 3.1 blocks with 2.7 assists and 1.0 steals per game • Shot 59 percent from the field and 70 percent at the free throw line • Selected as the Division III-A Player of the Year (senior and sophomore years) and named first-team all-area • In the final Rivals.com 150 rankings, Cain was ranked No. 134 nationally regardless of position, 25th best power forward prospect from Class of 2011 • Helped Harvard-Westlake to a 29-5 record and a state playoff quarterfinal appearance after winning the California Southern Section title • In his four seasons, helped the Wolverines win 103 games and was a starter since his freshman year • Made the final Rivals 150 list for the Class of 2011 and ranked as the 25th best power forward prospect and 134th best recruit overall • As a junior, Rivals.com and ESPN.com rated him as a three-star recruit and among the best power forwards in California • Played AAU summer ball with the Compton Magic • Received 17 scholarship offers and took official visits to CU, Boston College and San Diego State • Averaged 13.3 points, 9.4 rebounds, 2.7 blocks and 1.9 assists his junior campaign.

Personal: Born March 26, 1992 • Son of Reggie Cain and Tracey Williams • Parents played basketball at Colorado Christian • Uncle, Marcus Slaughter played college basketball at San Diego State, pro basketball with Miami Heat and overseas • Selected CU because of the team/coaching staff, being in the Pac-12, the campus and away from home.

Academics: An Open Option major in Colorado's College of Arts and Sciences.

2011-12 Game-by-Game (freshman)

Game	GS	Min	FGs	3FGs	FTs	O-D-R	Pf	A	To	BL	ST	Pts
FORT LEWIS												
vs. Wichita State												
vs. Maryland												
vs. Western Michigan												
at Air Force												
GEORGIA												
at Colorado State												
FRESNO STATE	-	6	1-1	0-0	0-0	1-2-3	1	0	2	0	0	2
WYOMING	-	12	1-2	0-0	2-2	0-1-1	1	0	1	1	0	4
CSU BAKERSFIELD												
TEXAS SOUTHERN												
NEW ORLEANS												
UTAH	-	12	0-0	0-0	0-0	1-1-2	1	0	3	0	0	0
WASHINGTON	-	5	0-0	0-0	0-0	1-1-2	0	0	1	0	0	0



Trey Eckloff #55

Senior • Forward • 3L
6-10 • 230
Englewood, Colo.
Cherry Creek HS

2010-11 (junior): Played 19 games averaging 4.3 minutes, 1.4 points, 1.0 rebounds a game • Shot 80 percent from the free throw line (4-for-5) and 44 percent from the field (11-for-25) • Played a season-high 13 minutes with a season-best six points and four rebounds in home win over Western New Mexico (Jan. 5) • Three rebounds in home win over Iowa State (Feb. 1).

2009-10 (sophomore): Played 15 games with one start • Averaged 5.3 minutes, one point and one rebound a game • First career start at Kansas State (Feb. 13) playing a season-best 12 minutes • Grabbed a season-high four rebounds in home win over Coppin State (Nov. 16) and three boards at home against Missouri (Feb. 6).

2008-09 (freshman): Played in 26 games • Averaged 10.1 minutes, 2.2 points and 1.8 rebounds per game • Season-high 25 minutes with six rebounds against Kansas (Jan. 17) • Also had 23 minutes and four rebounds at Stanford (Nov. 29) • Season-best two steals against the Cardinal • Scored a season-best seven points on three-of-four shooting (.750) at Oklahoma (Feb. 7) • Grabbed five rebounds at Missouri (Jan. 14) • Played 15+ minutes in six games (four conference); scored four or more points seven times (three conference); and recorded multiple rebounds 13 times (five conference).

CHERRY CREEK HS: Two-year basketball letterwinner • Led team in assists, rebounds and blocked shots during senior year • As a senior, averaged 16.2 points, 10.4 rebounds, 4.1 assists and two blocks per game • Helped the Bruins reach the Sweet 16 State 5A Tournament with a 16-9 record • All-Centennial League and Rise Magazine first team selection.

ACADEMICS: College major is finance • Also interested in communication and law • 2009-10 and 2010-11 Big 12 Conference Academic first team selection • 2010-11 NABC (National Association of Basketball Coaches Honors Court recipient • Six-time Commissioners Honor Roll recipient (Fall 2008, Spring 2009, Fall 2009, Spring 2010, Fall 2010, Spring 2011) • Named to the CU 4.0 G.P.A. club during the Fall 2008 and Spring 2009 semesters, in addition being named to the Dean's List.

PERSONAL: Born Warren Nathaniel Eckloff III on April 30, 1990 in Denver, Colo. • Nickname is Trey • Son of Nate and Diane Eckloff • Has a younger brother, Weston.

2010-11 Totals (Junior Year)

PTS	REB	AST	ST	MIN	FG%	FT%	3-PT%
1.4	0.9	0.4	0.1	4.3	.440	.800	.111

- Played 19 games
- Season-best 11 minutes vs. Longwood
- Six points vs. Western New Mexico
- Season opener vs. Idaho State with two points, three rebounds

2009-10 Totals (Sophomore Year)

PTS	REB	AST	ST	MIN	FG%	FT%	3-PT%
0.9	0.8	0.2	-	5.7	.250	1.000	.125

- 15 games played in 2009-10
- five games with 10+ minutes played
- started first collegiate game at K-State (12 mins., 1 reb.)
- Academic All-Big 12 First Team and Big 12 Commissioners Honor Roll

2008-09 Totals (Freshman Year)

PTS	REB	AST	ST	MIN	FG%	FT%	3-PT%
2.2	1.8	0.3	0.3	3.6	.350	.412	.350

- Played 26 games averaging 10.1 minutes a game
- Season-high 25 minutes vs. Kansas (Jan. 17) w/ 6 rebs.
- Fall 2008, Spring 2009 4.0 GPA Club; Dean's List

Eckloff Career Bests

Points	7	at Oklahoma (Feb. 7, 2009)
Field Goals	3	twice: Western N.M. (Jan. 5, 2011) at Oklahoma (Feb. 7, 2009)
FG Attempts	6	Longwood (Dec. 19, 2010)
3-Pt. Made	1	10 times, recent: New Orleans (Dec. 28, 2011)
3-Pt. Att.	2	eight times, recent: MD Eastern Shore (Dec. 29, 2010)
FTM	2	nine times, recent: Iowa State (Feb. 1, 2011)
FTA	2	nine times, recent; Iowa State (Feb. 1, 2011)
Rebounds	6	Kansas (Jan. 17, 2009)
Off. Reb.	3	Kansas (Jan. 17, 2009)
Def. Reb.	4	at Missouri (Jan. 14, 2009)
Assists	2	four times: New Orleans (Dec. 28, 2011) Longwood (Dec. 19, 2010) Kansas (Jan. 17, 2009) La.-Monroe (Dec. 23, 2008)
Steals	2	at Stanford (Nov. 29, 2008)
Blocks	1	eight times, recent: New Orleans (Dec. 28, 2011)
Minutes	25	Kansas (Jan. 17, 2009)

2011-12 Game-by-Game (senior)

Game	GS	Min	FGs	3FGs	FTs	O-D-R	Pf	A	To	BL	ST	Pts
FORT LEWIS	-	3	1-2	0-0	0-0	0-1-1	0	1	0	0	0	2
NEW ORLEANS	-	6	1-2	1-1	0-0	0-0-0	0	2	0	1	0	3
UTAH	-	3	0-1	0-0	0-0	0-1-0	1	0	0	0	0	0
WASHINGTON	-	1	0-0	0-0	0-0	0-0-0	0	0	0	0	0	0

CAREER STATISTICS

Year	GP-GS	Min	FG-FGA	Pct	3PT-A	Pct	FT-FTA	Pct	O	D	Reb	Avg	Ast	To	PF-FO	Stl	Blk	Pts	Avg
2010-11	19-0	81	11-25	.440	1-9	.111	4-5	.800	5	13	18	0.9	5	0	16-0	2	1	27	1.4
2009-10	15-1	85	5-20	.250	1-8	.125	2-2	1.000	5	7	12	0.8	3	9	18-2	0	3	13	0.9
2008-09	26-0	263	21-51	.412	7-20	.350	7-17	.412	14	33	47	1.8	8	25	43-0	6	3	56	2.2
TOTAL	60-1	429	37-96	.385	9-37	.243	13-24	.542	24	53	77	1.3	16	34	77-2	8	7	96	1.6

Game #1 (Nov. 11)
Fort Lewis College at Colorado
Boulder, Colo.

FORT LEWIS COLLEGE (0-1)

Player	FGs	3-pt	FT	O-D-	R	F	TP	A	TO	B	S	Min
Udall	c 3-5	0-1	2-8	0-4	4	2	8	0	0	2	0	25
Morris	f 0-3	0-0	2-2	0-8	8	2	2	3	4	1	1	23
Billups	g 8-14	3-5	4-9	2-1	3	3	23	0	3	0	1	34
Matthews	g 3-6	2-4	1-2	2-0	2	3	9	0	5	0	0	22
Weissi	g 0-4	0-4	0-0	0-0	0	3	0	0	0	0	0	17
Mazarei	5-10	0-3	0-1	0-3	3	1	10	3	1	0	0	22
Ayala	0-2	0-1	0-0	0-0	0	3	0	0	0	0	0	10
LaBate	0-1	0-1	0-0	0-0	0	0	0	0	0	0	0	3
Cassaday	0-3	0-0	0-0	0-0	0	0	0	0	4	0	1	12
Marquez	1-2	0-0	0-0	1-1	2	0	2	0	0	0	0	6
Fraser	0-1	0-0	0-0	0-2	2	0	0	1	0	0	1	8
Herrera	1-5	0-0	1-4	4-1	5	3	3	1	1	1	0	18
Team			0-2	2								
Totals	21-56	5-19	10-26	9-22	31	22	57	8	18	4	4	200

FG%	1st Hlf	10-24	41.7%	2nd Hlf	11-32	34.4%	Game	21-56	37.5%
3FG%	1st Hlf	2-9	22.2%	2nd Hlf	3-10	30.0%	Game	5-19	26.3%
FT%	1st Hlf	7-13	53.8%	2nd Hlf	3-13	23.1%	Game	10-26	38.5%
deadball rebounds: 9									

COLORADO (1-0)

Player	FGs	3-pt	FT	O-D-	R	F	TP	A	TO	B	S	Min
Dufault	f 8-10	1-1	1-2	4-6	10	2	18	2	0	0	2	22
Roberson	f 4-9	1-3	4-5	2-13	15	3	13	1	2	1	0	28
Tomlinson	g 1-4	1-3	2-2	0-1	1	1	5	4	2	0	3	28
Dinwiddie	g 2-9	0-1	3-4	3-4	7	5	7	3	2	0	0	22
Brown	g 4-7	1-1	4-6	0-2	3	13	0	3	0	1	23	
Booker	3-8	0-0	3-3	0-4	4	1	9	2	3	0	1	20
Sharpe	1-2	0-0	0-1	1-1	2	1	2	1	2	0	0	17
Webb	0-0	0-0	0-0	0-0	0	0	0	0	0	0	0	1
Harris-Tunks	2-4	0-0	0-1	2-0	2	4	4	0	2	0	0	17
Chen	4-6	0-0	2-2	0-1	2	10	1	1	0	0	0	15
Mills	1-2	0-0	0-0	1-0	1	1	2	0	0	0	0	4
Eckloff	1-2	0-0	0-0	1-1	0	2	1	0	0	0	0	3
Team			2-0	2								
Totals	31-63	4-9	19-27	15-33	48	23	85	15	17	1	7	200

FG%	1st Hlf	15-30	50.0%	2nd Hlf	16-33	48.5%	Game	31-63	49.2%
3FG%	1st Hlf	2-6	33.3%	2nd Hlf	2-3	66.7%	Game	4-9	44.4%
FT%	1st Hlf	9-12	75.0%	2nd Hlf	10-15	66.7%	Game	19-27	70.4%
deadball rebounds: 3									

Fort Lewis	29	28	57
Colorado	41	44	85

Officials: Jim Giron, Jeff Ketchu, Scott Harris
 Technicals: Fort Lewis College - Team; Harris-Tunks, Mills.
 Attendance: 7925. Fouled out: Herrera (3:12, 2nd Half), Dinwiddie (2:16, 2nd Half).

BUFFS ROLL PAST OVERMATCHED SKYHAWKS

BOULDER (Nov. 11) - Tad Boyle wasn't facing a complete makeover with his 2011-12 Colorado basketball team, but it came close. He unveiled his retooled Buffs Friday night against Fort Lewis College, and while he was the first to acknowledge there's work to be done before the schedule toughens - and that happens quickly - he also found plenty to applaud in CU's 85-57 season-opening victory at the Coors Events Center.

"The good thing is you can win by this margin and still have room for improvement," Boyle said after watching his second CU team struggle at times to find its half-court offense and lapse occasionally on defense but still do enough right to rout an overmatched opponent.

"Defensively we played pretty well," Boyle continued. "I challenged our guys to guard for 40 minutes. We had a few lapses, but I thought overall we played well - especially with the number of new guys we had on the court."

Playing without Cory Higgins, Alec Burks, Levi Knutson and Marcus Relporthe - a foursome that accounted for about 75 percent of CU's scoring load last season - was "really weird," sophomore forward Andre Roberson said. "But it's time to move on."

And so the Buffs did - at least in their opener.

CU senior forward Austin Dufault, who led CU with 18 points and added 10 rebounds, called Fort Lewis "a good Division II team" and said the Buffs submitted a first night they can build on: "You always want to get off to a good start and our team did that . . . we had a good team effort crashing the boards."

Boyle said Dufault and senior guard Nate Tomlinson, who had five points, four assists and three steals, "gave us great stability on the court . . . I don't know if Austin can get 18 and 10 every night, but I won't be mad at him if he does."

The Buffs' board work was controlled by the 6-7 Roberson, who at 215 pounds weighs about 15 more than last season and, said Boyle, "is a beast . . . he's a lot stronger, he's athletic and explosive." Roberson exhibited all of those things, collecting a game-best 15 of CU's 48 rebounds and scoring 13 points - all in the first half.

Fort Lewis coach Bob Hofman, a former CU point guard, liked what he saw from Roberson, calling him "a special

Game #2 (Nov. 17)
Wichita State vs. Colorado
First Round, San Juan, Puerto Rico

WICHITA STATE (2-0)

Player	FGs	3-pt	FT	O-D-	R	F	TP	A	TO	B	S	Min
Smith	f 6-12	4-7	1-2	2-4	6	1	17	1	3	1	1	31
Stutz	c 7-14	0-1	0-1	5-6	11	3	14	1	1	1	0	30
Ragland	g 2-5	0-2	0-0	0-4	4	4	4	4	1	0	2	30
Williams	g 1-7	0-3	1-1	1-0	1	1	3	0	2	0	1	28
Kyles	g 4-7	2-5	0-0	0-3	3	0	10	4	2	0	3	33
Wessel	0-0	0-0	0-0	0-0	0	0	0	0	0	0	0	0+
Orukpe	0-1	0-0	0-0	0-3	3	0	0	0	0	0	1	10
Hall	1-1	0-0	0-0	1-4	5	2	2	0	0	1	1	16
Murry	6-13	2-5	3-4	2-3	5	2	17	2	5	0	1	22
Cotton	0-0	0-0	0-0	0-0	0	0	0	0	0	0	0	0+
White	0-0	0-0	0-0	0-0	0	0	0	0	0	0	0	0+
Team			0-0	0								
Totals	27-60	8-23	5-8	11-27	38	14	67	12	16	3	10	200

FG%	1st Hlf	14-29	48.3%	2nd Hlf	13-31	41.9%	Game	27-60	45.0%
3FG%	1st Hlf	5-12	41.7%	2nd Hlf	3-11	27.3%	Game	8-23	34.8%
FT%	1st Hlf	0-0	0.0%	2nd Hlf	5-8	62.5%	Game	5-8	62.5%
deadball rebounds: 2									

COLORADO (1-1)

Player	FGs	3-pt	FT	O-D-	R	F	TP	A	TO	B	S	Min
Harris-Tunks	f 2-2	0-0	4-5	0-2	2	1	8	2	0	0	0	17
Booker	g 1-2	1-1	2-4	0-0	2	4	5	1	3	0	2	12
Webb	g 0-0	0-0	0-0	0-2	0	0	0	0	0	0	0	3
Dinwiddie	g 2-7	1-2	2-2	0-0	0	1	7	1	2	0	1	27
Brown	g 7-14	0-1	1-2	1-3	4	1	15	1	1	0	0	28
Tomlinson	2-7	1-2	0-0	0-2	2	1	5	3	3	0	2	31
Sharpe	0-0	0-0	2-2	1-1	2	0	2	1	1	0	0	9
Roberson	2-7	0-0	0-2	1-9	10	3	4	1	3	1	2	31
Chen	2-2	0-0	0-0	1-0	1	0	4	1	1	0	1	12
Dufault	3-8	2-5	0-2	1-3	4	2	8	2	3	1	1	30
Team			1-1	1								
Totals	21-49	5-11	11-19	5-23	28	13	58	13	17	2	9	200

FG%	1st Hlf	10-24	41.7%	2nd Hlf	11-25	44.0%	Game	21-49	42.9%
3FG%	1st Hlf	2-4	50.0%	2nd Hlf	3-7	42.9%	Game	5-11	45.5%
FT%	1st Hlf	4-4	100%	2nd Hlf	7-15	46.7%	Game	11-19	57.9%
deadball rebounds: 4									

Wichita State	33	34	67
Colorado	26	32	58

Officials: Jim Burr, Randy Heimermann, Mike Thibodeaux
 Technicals: none. Attendance: 5322. Fouled out: none.

BUFFS FALL TO SHOCKERS IN PUERTO RICO OPENER

SAN JUAN, P.R. (Nov. 17) - Carlton Brown scored 15 points and added four rebounds but the Colorado Buffaloes fell to Wichita State, 67-58, in the first round of the Fifth Annual 5 Hour Energy Puerto Rico Shootout here Thursday.

The Buffs will now face Maryland Friday at 4:30 p.m. In an ironic twist, Maryland is now coached by Mark Turgeon, who was the head coach for the Shockers when Boyle was his assistant.

No other CU player hit double figures, but sophomore Andre Roberson did pull down 10 rebounds for the Buffaloes.

The two teams played even for the first 15 minutes of the first half when the game was tied at 24-24 before the Shockers went on a 7-0 run in less than two minutes to take a 31-24 lead with 3:15 left in the half.

Each team scored just once the remainder of the first half, 33-26.

The Shockers held the lead near double digits early in the second half, and the Buffs cut it to five points twice, first at 37-32 and then again at 40-35.

Colorado cut the Shocker lead to just three midway through the second half, 50-47, after Austin Dufault made a 3-pointer.

Askia Booker made a free throw with 2:13 left to bring CU to within five points at 62-57 and the Buffs didn't score again as the Shockers put the game away at the line with the final score, 67-58.

Game #3 (Nov. 18)
Maryland vs. Colorado
Consolation, San Juan, Puerto Rico

MARYLAND (2-1)

Player	FGs	3-pt	FT	O-D-	R	F	TP	A	TO	B	S	Min
Parker	f 4-7	0-1	0-4	2-3	5	2	8	1	0	0	1	30
Pankey	f 1-2	0-0	1-2	1-5	6	5	3	2	1	1	1	30
Faust	g 4-9	3-6	4-8	0-5	5	2	15	3	3	0	1	34
Stoglin	g 12-21	4-7	4-4	1-3	4	4	32	3	2	0	0	31
Mosley	g 4-7	4-6	4-5	1-6	7	2	16	0	1	0	0	30
Weijis	1-2	0-0	0-0	2-1	3	1	2	1	0	0	0	14
Thomas	0-1	0-1	0-0	0-0	0	0	0	0	1	0	0	9
Padgett	1-6	0-0	0-1	6-1	7	2	2	0	0	1	0	22
Team			1-0	1								
Totals	27-55	11-21	13-24	14-24	38	18	78	10	2	3	200	

FG%	1st Hlf	9-23	39.1%	2nd Hlf	18-32	56.3%	Game	27-55	49.1%
3FG%	1st Hlf	4-9	44.4%	2nd Hlf	7-12	58.3%	Game	11-21	52.4%
FT%	1st Hlf	4-5	80.0%	2nd Hlf	9-19	47.4%	Game	13-24	54.2%
deadball rebounds: 5, 1									

COLORADO (2-2)

Player	FGs	3-pt	FT	O-D-	R	F	TP	A	TO	B	S	Min
Roberson	f 7-14	2-4	5-8	4-9	13	3	21	0	0	1	1	31
Dufault	f 5-6	0-0	2-3	2-2	4	2	12	2	1	0	1	30
Tomlinson	g 2-9	0-6	2-2	0-0	0	2	6	3	0	0	1	31
Dinwiddie	g 1-5	1-2	0-0	0-0	0	5	3	1	0	0	0	12

Game #4 (Nov. 20) Western Michigan vs. Colorado Consolation, San Juan, Puerto Rico

WESTERN MICHIGAN (0-3)

Player	FGs	3-pt	FT	O-D-	R	F	TP	A	TO	B	S	Min
Hutcheson f	2-6	1-2	4-4	1-3	4	5	9	1	0	1	0	22
Whitfield f	4-8	0-0	3-4	1-7	8	2	11	2	0	2	0	37
Stainbrook c	8-10	1-1	3-7	5-3	8	4	20	1	3	2	0	36
Ward g	6-13	0-4	4-4	1-2	3	3	16	8	0	0	0	38
Douglas g	1-6	0-2	6-10	1-3	4	3	8	2	1	0	0	25
Hoerdemann	1-2	1-2	0-0	0-0	0	1	3	1	0	0	0	5
Pokley	0-1	0-1	0-0	0-1	1	1	0	0	0	0	0	6
Whittington	0-1	0-0	0-0	0-1	1	2	0	0	0	0	0	5
Richie	3-6	3-6	0-0	0-1	1	3	9	2	1	9	1	23
Brown	0-0	0-0	0-0	0-0	0	1	0	0	2	0	0	2
Loney	0-1	0-0	0-0	0-0	0	0	0	0	0	0	0	1
Team					0	0	0					
Totals	25-55	6-18	20-29	9-21	30	25	76	17	7	5	2	200

FG%	1st Hlf	14-30	46.7%	2nd Hlf	11-25	44.0%	Game 25-55	45.5%
3FG%	1st Hlf	4-11	36.4%	2nd Hlf	2-7	26.8%	Game 6-18	33.3%
FT%	1st Hlf	3-4	75.0%	2nd Hlf	17-25	68.0%	Game 20-29	69.0%

COLORADO (2-2)

Player	FGs	3-pt	FT	O-D-	R	F	TP	A	TO	B	S	Min
Roberson f	1-2	0-0	1-2	2-4	6	5	3	1	1	0	0	11
Dufault f	6-12	2-5	2-2	1-7	8	3	16	1	1	2	0	32
Tomlinson g	3-7	3-7	3-4	0-1	1	2	12	4	0	0	2	32
Dinwiddie g	1-5	1-2	2-2	1-3	4	0	5	2	0	2	0	23
Brown g	8-14	1-4	6-6	3-3	6	3	23	4	3	0	0	34
Booker	3-8	0-2	5-6	0-2	3	11	4	1	0	0	0	26
Sharpe	0-1	0-0	0-2	1-1	2	0	0	0	1	1	0	3
Harris-Tunks	3-6	0-0	2-2	4-4	8	4	8	0	3	1	0	25
Chen	1-2	0-1	1-1	0-1	1	2	3	1	1	0	0	12
Mills	0-0	0-0	0-0	0-0	0	0	0	0	0	0	0	2
Team					1	0	1					
Totals	26-57	7-21	22-27	13-26	39	22	81	17	11	6	2	200

FG%	1st Hlf	11-28	39.3%	2nd Hlf	15-29	51.7%	Game 26-57	45.6%
3FG%	1st Hlf	3-13	23.1%	2nd Hlf	4-8	50.0%	Game 7-21	33.3%
FT%	1st Hlf	6-9	66.7%	2nd Hlf	16-18	88.9%	Game 22-27	81.5%

W. Michigan	35	41	76
Colorado	31	50	81

Officials: Mike Thibodeaux, Steve Pyatt, Jose Carrion
Technical: none. Attendance: 11297. Fouled out: Roberson, Hutcheson.

BUFFS TAKE DOWN BRONCOS 81-76

SAN JUAN, P.R. (Nov. 20) - Carlton Brown scored 23 points and Colorado defeated Western Michigan 81-76 in the seventh-place game of the Puerto Rico Tip-Off tournament.

Brown was 8 for 14 from the field and 6 for 6 from the free-throw line for the Buffaloes (2-2). Austin Dufault had 16 points and eight rebounds for Colorado, while Nate Tomlinson scored 12 and Askia Booker added 11 points.

The Buffs' five-point margin at the end was their biggest lead of the game.

"This win gives us confidence and that's important in college basketball," said CU head coach Tad Boyle. "We're going to get mentally tougher for our upcoming games."

Western Michigan (0-4), which didn't lead in either of the first two games of the tournament, jumped in front 13-3 and led 35-31 at halftime.

Matt Stainbrook had 20 points and eight rebounds for the Broncos. Demetrius Ward scored 16 points and Flenard Whitfield had 11 points and eight boards.

Game #5 (Nov. 23) Colorado at Air Force Colorado Springs, Colo.

COLORADO (3-2)

Player	FGs	3-pt	FT	O-D-	R	F	TP	A	TO	B	S	Min
Roberson f	5-9	0-0	1-1	6-7	13	4	11	3	2	4	1	38
Dufault f	5-9	1-2	4-6	2-5	7	4	15	2	2	0	0	26
Tomlinson g	7-11	4-7	1-1	0-2	2	0	19	4	3	0	0	41
Dinwiddie g	1-4	0-1	0-0	1-4	5	4	2	0	2	0	0	18
Brown g	7-16	2-10	0-0	1-5	6	4	16	6	3	0	0	43
Booker	3-7	3-4	2-4	1-4	5	1	11	0	2	0	0	30
Sharpe	0-0	0-0	0-0	0-0	0	1	0	0	1	0	0	1
Harris-Tunks	1-3	0-0	0-0	1-3	4	3	2	0	0	0	0	12
Chen	0-1	0-0	0-2	0-0	0	1	0	0	0	0	0	16
Team					3	2	5					
Totals	29-60	10-24	8-14	15-32	47	22	76	15	18	4	1	225

FG%	1st Hlf	14-26	53.8%	2nd Hlf	12-27	44.4%	OT 3-7	42.9%	Game 25-55	45.5%
3FG%	1st Hlf	6-11	54.5%	2nd Hlf	3-10	30.0%	OT 1-3	33.3%	Game 6-18	33.3%
FT%	1st Hlf	3-7	42.9%	2nd Hlf	3-5	60.0%	OT 2-2	100%	Game 8-14	57.1%

deadball rebounds: 4

AIR FORCE (3-1)

Player	FGs	3-pt	FT	O-D-	R	F	TP	A	TO	B	S	Min
Fitzgerald f	3-6	2-5	2-3	0-4	4	4	10	1	1	0	2	38
Stewart f	4-12	0-1	1-2	2-1	3	2	9	1	1	1	0	42
Broekhuis c	2-10	0-1	2-4	4-4	8	2	6	4	0	1	2	39
Fletcher g	4-13	0-4	5-6	0-3	3	1	13	6	1	1	0	40
Lyons g	10-19	3-8	8-9	3-4	7	2	31	2	1	0	3	39
Williams	2-2	0-0	0-1	1-0	1	1	4	0	0	1	0	11
Carter	0-0	0-0	0-0	0-0	0	1	0	0	2	0	1	7
Earls	0-0	0-0	0-0	0-0	0	0	0	0	0	0	0	3
Green	0-0	0-0	0-0	0-0	0	0	0	0	0	0	0	0+
Brakeville	0-0	0-0	0-0	0-0	0	1	0	0	0	0	0	6
Team					0	2	2					
Totals	25-62	5-19	18-25	10-18	28	14	73	14	6	4	9	225

FG%	1st Hlf	12-27	44.4%	2nd Hlf	11-28	39.3%	OT 2-7	28.6%	Game 25-62	40.3%
3FG%	1st Hlf	3-10	30.0%	2nd Hlf	1-7	14.3%	OT 1-2	50.0%	Game 5-19	26.3%
FT%	1st Hlf	9-12	75.0%	2nd Hlf	6-11	72.7%	OT 1-2	50.0%	Game 18-25	72.0%

Colorado	37	30	9	76
Air Force	36	31	6	73

Officials: Rick Randall, Rick Batsell, Brad Ferrie
Technical: Dufault. Attendance: 3834. Fouled out: none.

Buff Top Falcons In OT, 76-73
Release: 11/23/2011 Courtesy: Associated Press

BUFFS TOP FALCONS IN OT, 76-73

AIR FORCE ACADEMY, Colo. (AP, Nov. 23) - Tad Boyle had one way to describe Andre Roberson.

"He is a madman," said the Colorado coach about the sophomore guard who now has 57 rebounds for the Buffaloes in five games this season. "I don't know where his head was in the first 30 minutes of the game," Boyle said. "But was there at the end when it mattered."

Askia Booker hit a 3-pointer and Roberson got a key block and layup in overtime to help CU to a 76-73 victory over Air Force.

"I do what I can to win," Roberson said. "I will get rebound when it is needed."

Nate Tomlinson led Colorado (3-2) with 19 points on 4-of-7 shooting from 3-point range. Carlton Brown added 16 points, and Roberson had 11 points and 13 rebounds.

Roberson went scoreless in the first half, missing his only shot. He did have eight rebounds in the first 20 minutes.

Colorado's win couldn't overshadow the brilliant game of Michael Lyons of the Falcons. Lyons made 10-of-19 shots and clutch free throws at the end of regulation to finish with a career-high 31 points for Air Force (3-1).

It was the most points by a Falcon player since Jarvis Croff scored 31 on March 9, 2000 against Utah.

The Falcons' scrambling defense forced 18 turnovers, turning the mistakes into 27 points.

Air Force was the better team taking care of the ball, committing a season-low six turnovers.

The Falcons led 72-69 in overtime after a layup by Taylor Stewart and Mike Fitzgerald's 3-pointer. The Buffaloes then got Roberson's layup off a rebound and went ahead 74-72 on Booker's 3-pointer with 15 seconds left.

After Todd Fletcher made a free throw for Air Force, Roberson sealed the game with a basket. Fletcher missed a 3-point attempt at the buzzer.

"Air Force is a tough team to defend," Boyle said. "You them get either get layups or threes against you."

CU almost won the game in regulation after Roberson tipped in his own miss with 13 seconds remaining to make it 67-65. But Fitzgerald sank two free throws with 3.7 seconds left to send the game into overtime.

Game #6 (Nov. 28) Georgia at Colorado Boulder, Colo.

GEORGIA (4-3)

Player	FGs	3-pt	FT	O-D-	R	F	TP	A	TO	B	S	Min
Thornton f	0-5	0-0	0-0	2-3	5	4	0	1	2	0	0	20
Williams, D. f	3-7	0-0	5-8	2-4	6	4	11	0	0	2	0	22
Caldwell-Pope g	6-17	3-10	0-1	2-3	5	4	15	2	1	1	3	34
Ware g	3-7	3-6	0-0	0-1	1	2	9	3	1	0	1	23
Williams, V. g	4-6	1-3	0-0	0-0	0	3	9	2	0	0	0	18
Dixon	0-0	0-0	0-0	0-0	0	0	0	0	0	0	0	2
Nolte	0-1	0-0	0-0	0-0	0	0	0	0	1	1	0	6
Robinson	6-9	1-1	1-2	1-1	2	3	14	3	1	0	0	22
Brantley	0-3	0-3	0-0	0-4	4	3	0	0	0	0	0	17
Florvus	2-5	0-0	0-0	0-4	7	0	4	0	1	1	1	22
Djurisic	2-3	2-2	0-0	1-5	6	3	6	1	2	0	0	14
Team					2	2						
Totals	26-63	10-25	6-11	14-24	38	26	68	12	10	5	5	200

FG%	1st Hlf	15-31	48.4%	2nd Hlf	11-32	34.4%	Game 26-62	41.3%
3FG%	1st Hlf	6-12	50.0%	2nd Hlf	4-13	30.8%	Game 10-25	40.0%
FT%	1st Hlf	2-4	50.0%	2nd Hlf	4-7	57.1%	Game 6-11	54.5%

deadball rebounds: 2

COLORADO (4-2)

Player	FGs	3-pt	FT	O-D-	R	F	TP	A	TO	B	S	Min
Roberson f	4-8	0-0	7-11	7-8	15	1	15	0	1	0	1	34
Dufault f	1-6	0-1	0-2	2-1	3	5	2	1	1	0	0	23
Tomlinson g	2-5	1-3	2-6	0-1	1	1	7	2	1	0	0	32
Dinwiddie g	4-8	1-4	7-8	0-7	7	1	16	1	0	0	1	27

Game #7 (Nov. 30)
Colorado at Colorado State
Fort Collins, Colo.

COLORADO (4-3)

Player	FGs	3-pt	FT	O-D-	R	F	TP	A	TO	B	S	Min
Roberson	f 0-2	0-0	1-7	4-8	12	4	1	3	5	1	1	33
Dufault	f 5-8	2-2	1-2	2-1	3	2	13	1	1	0	0	29
Tomlinson	g 3-9	2-5	3-4	0-2	2	1	11	2	1	0	3	33
Dinwiddie	g 6-10	2-3	2-6	3-5	8	2	16	1	1	1	0	30
Brown	g 3-13	2-6	1-2	2-4	6	2	9	1	2	0	0	29
Booker	2-9	0-2	2-3	1-2	3	1	6	1	3	0	1	23
Harris-Tunks	1-2	0-0	1-1	0-1	1	2	3	1	2	0	2	8
Chen	0-0	0-0	0-2	1-0	1	0	0	0	0	1	0	4
Adams	1-4	1-2	2-2	0-2	2	2	5	0	0	0	0	11
Team				3-3	6							
Totals	21-57	9-20	13-29	16-28	44	16	64	10	15	3	7	200

FG%	1st Hlf	8-25	32.0%	2nd Hlf	13-32	40.6%	Game	21-57	36.8%
3FG%	1st Hlf	3-10	30.0%	2nd Hlf	6-10	60.0%	Game	9-20	45.0%
FT%	1st Hlf	6-16	37.5%	2nd Hlf	7-13	53.8%	Game	13-29	44.8%

COLORADO STATE (5-2)

Player	FGs	3-pt	FT	O-D-	R	F	TP	A	TO	B	S	Min
Bell	f 4-6	0-0	0-0	0-2	2	5	8	0	4	0	0	20
Smith, G.	f 3-8	1-1	1-3	0-3	3	2	8	3	4	0	0	26
Eikmeier	g 7-15	3-5	2-2	0-0	0	1	9	1	3	1	3	36
Carr	g 1-6	1-4	4-6	1-2	3	3	7	2	1	0	2	28
Green	g 3-8	1-3	2-3	1-8	3	3	9	3	1	0	1	34
Williams	1-2	0-0	0-0	1-2	3	1	2	0	0	0	0	10
Sabas	3-4	1-2	0-0	0-1	1	1	7	2	2	0	0	19
Smith, D.	2-3	0-0	1-2	0-6	6	3	5	1	0	1	3	27
Team				2-2	4							
Totals	25-52	7-15	10-16	5-26	31	19	65	12	15	2	9	200

FG%	1st Hlf	13-28	46.4%	2nd Hlf	11-24	45.8%	Game	24-52	46.2%
3FG%	1st Hlf	3-7	42.9%	2nd Hlf	4-8	50.0%	Game	7-15	45.0%
FT%	1st Hlf	3-4	75.0%	2nd Hlf	7-12	58.3%	Game	10-16	62.5%

Colorado	25	39	64
Colorado State	32	33	65

Officials: Mike Littlewood, Rick Batsell, Bill Kennedy.
 Technicals: Tomlinson.
 Attendance: 6481. Fouled out: Bell.

BUFFS' LATE RALLY FALLS ONE POINT SHORT

FORT COLLINS (Nov. 30) – Of all the questions about his Colorado basketball team crowding Tad Boyle's mind, the one that puzzled him most was this: "Really, how were we ever in it?"

But somehow – despite committing 15 turnovers, missing 16 free throws and shooting 36.8 percent from the field – Wednesday night's game against Colorado State came down to the Buffaloes' final possession.

And when senior guard Nate Tomlinson's long jumper bounded off the rim at the buzzer, CSU had escaped with a 65-64 victory at raucous Moby Gym.

"I have no idea how we had a chance to win this game, but I think it's a testament to our team that we did. I told our guys in the lockerroom I do not fault your competitiveness, I don't fault your desire . . . your will to win, I don't fault any of that stuff. But what I fault is our execution," said Boyle, reflecting on how poorly his team executed for most of the previous 48 minutes then amazingly put itself in position to steal a win from its in-state rival.

The Buffs overcame an eight-point deficit in the final 1:25 and even went ahead 64-63 on a Tomlinson layup with just over 10 seconds to play. But a floater from the right baseline by CSU's Dorian Green returned what would be the final advantage to the Rams and set the stage for Tomlinson's miss.

"We just needed one extra stop and didn't get it," said CU senior Austin Dufault.

Tomlinson, one of three CU players in double figures (he had 11, Dufault 13 and freshman Spencer Dinwiddie 16), said he didn't get the final shot he wanted because CSU switched defenders. Boyle had called for a high ball screen involving Dufault and Tomlinson, with either of them taking the final shot. But a bigger player switched on Tomlinson as time was expiring and he took the only shot he could.

"I didn't get a very good look," Tomlinson said. "I didn't get a very good feel for the ball and it just didn't go down."

Boyle said he takes responsibility for the poor execution overall, but added, "This team's heart is there. And we're not going to lose that. We're going to be in a lot of close games like this – we already have been. We've won our fair share."

The Buffs had missed 15 free throws in Monday night's 70-68 home win against Georgia, and Tomlinson said missing one more than that two nights later indicated more of a mental issue than anything else. "The more we talk about it the worse it gets," he said. "That's the game . . . we're a real young team, but we're a tough team and that's not going to change."

Game #8 (Dec. 7)
Fresno State at Colorado
Boulder, Colo.

FRESNO STATE (4-5)

Player	FGs	3-pt	FT	O-D-	R	F	TP	A	TO	B	S	Min
Brown	f 2-5	0-0	2-4	2-2	4	4	6	3	1	2	0	38
Foster	f 2-6	0-0	1-2	1-0	1	5	5	0	1	0	0	15
Wills	g 2-5	0-2	4-4	1-4	5	5	8	0	1	0	0	24
Olekaibe	g 8-24	5-14	5-5	2-2	4	4	26	1	1	0	3	38
Shepp	g 1-5	0-3	1-2	0-2	2	1	3	2	1	0	1	37
Johnson, T.	5-11	0-2	1-2	3-3	6	2	11	1	2	0	3	32
McGaughey	2-3	1-1	0-0	2-0	2	0	5	0	0	1	0	10
Johnson, G.	0-2	0-0	1-0	1-0	1	0	0	0	1	0	0	6
Team				2-1	3							
Totals	22-61	6-23	14-19	14-14	28	21	64	7	8	3	7	200

FG%	1st Hlf	8-30	26.7%	2nd Hlf	14-31	45.2%	Game	22-61	36.1%
3FG%	1st Hlf	2-11	18.2%	2nd Hlf	4-12	33.3%	Game	6-23	26.1%
FT%	1st Hlf	5-8	62.5%	2nd Hlf	9-11	81.8%	Game	14-19	73.7%

COLORADO (5-3)

Player	FGs	3-pt	FT	O-D-	R	F	TP	A	TO	B	S	Min
Roberson	f 5-6	2-2	9-9	1-9	10	4	21	1	3	0	1	24
Dufault	f 4-10	0-0	5-6	0-3	3	1	13	0	1	0	0	29
Tomlinson	g 2-2	2-2	1-2	0-6	6	2	7	6	2	0	0	34
Dinwiddie	g 4-6	2-3	5-6	1-1	2	2	15	1	2	0	0	28
Brown	g 0-2	0-2	2-2	0-1	1	2	2	2	3	0	1	23
Booker	0-2	0-0	0-0	0-1	1	2	0	2	3	0	0	16
Sharpe	0-0	0-0	0-0	1-1	1	0	1	0	1	0	3	6
Harris-Tunks	1-2	0-0	0-0	0-3	3	1	2	0	1	0	1	9
Chen	0-0	0-0	1-2	0-0	0	0	1	0	0	0	0	6
Adams	2-6	0-3	4-5	1-3	4	1	8	0	0	0	0	22
Cain	1-1	0-0	0-0	1-2	3	1	2	0	2	0	0	6
Team				1-0	1							
Totals	19-37	6-12	27-32	5-30	35	17	71	13	17	1	3	200

FG%	1st Hlf	13-22	59.1%	2nd Hlf	6-15	45.8%	Game	19-37	51.4%
3FG%	1st Hlf	4-7	57.1%	2nd Hlf	2-5	50.0%	Game	6-12	50.0%
FT%	1st Hlf	8-10	80.0%	2nd Hlf	19-22	58.3%	Game	27-32	84.4%

Fresno State	23	41	64
Colorado	38	33	71

Officials: Chris Rastatter, Bobby McRoy, Glen Mayberry
 Technicals: Fresno State - Team.
 Attendance: 5562. Fouled out: Wills, Foster.

BUFFS REGAIN COMPOSURE, SQUEEZE BY BULLDOGS

BOULDER (Dec. 7) – A veteran basketball team with a 15-point halftime lead is pretty close to being a certain winner. A young team clutching the same advantage . . . no guarantees.

With his team up 38-23 at intermission on Wednesday night, Colorado men's coach Tad Boyle fervently tried to head off the onset of complacency, telling his young Buffaloes, "Don't play the scoreboard, play the possession on both sides of the ball . . . it wasn't something we didn't talk about, but sometimes all you can do as a coach is talk. (Players) have to take it out on the floor and do it."

It took awhile in the second half for Boyle's message to register, but in the end it did. CU righted itself against surprisingly unflappable Fresno State and its zone defense, finally pulling free of the Bulldogs for a 71-64 win at the Coors Events Center. If the Buffs' one-point loss a week earlier at Colorado State was directly traceable to the free throw line - 16 misses - this win plopped on the same thin stripe. CU shot 84.4 percent (27-of-32) Wednesday night from foul line, making 13-of-14 in the final 5:39 when Fresno State had closed to within three points and simply wouldn't vanish.

CU sophomore Andre Roberson, whose one made free throw in seven attempts accounted for his only point at CSU, recovered in a big way against Fresno State. He scored a career- and team-best 21 points on five-of-six shooting while making all nine of his free throw attempts. He also contributed a game-high 10 rebounds for his 10th career double-double, half of them this year.

"Andre was dialed in mentally . . . you could see it tonight," said Boyle, adding he hoped Roberson "getting his mojo going" doesn't require a pair of three-pointers every game. Roberson hit back-to-back treys in the first half when the Buffs appeared to be toying with the Bulldogs and building their 15-point halftime lead.

Tomlinson, who had a game-best six assists, and Dinwiddie occasionally alternated at the high post as the Buffs sought to distribute the ball against the Bulldogs' zone.

Roberson, who has reached double-digit rebounds in seven of eight games this season, said the Buffs can't relax after rolling to a halftime lead like Wednesday night's: "It's really important that we work on playing the full 40 minutes. We can't get comfortable with ourselves. We've got to work on that in practice."

Game #9 (Dec. 9)
Wyoming at Colorado
Boulder, Colo.

WYOMING (9-1)

Player	FGs	3-pt	FT	O-D-	R	F	TP	A	TO	B	S	Min
Washington	f 6-11	1-4	3-5	1-6	7	3	16	0	2	2	0	28
Waddell	c 5-7	0-0	7-9	2-3	5	3	17	0	0	1	0	31
Luster	g 0-1	0-0	0-0	0-1	1	3	0	6	4	0	0	31
Martinez	g 4-8	4-8	2-3	0-6	6	3	14	0	2	0	5	35
Cruz	g 3-13	0-4	1-2	1-1	2	1	7	0	4	0	0	35
Bouedo	1-1	1-1	0-0	1-3	4	0	3	0	1	0	0	7
Gilmore	1-2	0-0	1-2	0-0	1	3	0	1	0	1	0	2
Nance Jr.	2-3	0-0	1-2	2-2	4	1	5	1	1	0	1	15
Watsabaugh	0-0	0-0	0-0	0-1	1	2	0	0	0	0	0	7
Team				0-4	4							
Totals	22-46	6-17	15-23	7-27	34	17	65	7	15	3	8	200

FG%	1st Hlf	12-24	50.0%	2nd Hlf	10-22	45.5%	Game	22-46	47.8%
3FG%	1st Hlf	5-12	41.7%	2nd Hlf	1-5	20.0%	Game	6-17	35.3%
FT%	1st Hlf	1-2	50.0%	2nd Hlf	14-21	66.7%	Game	15-23	65.2%

COLORADO (5-4)

Player	FGs	3-pt	FT	O-D-	R	F	TP	A	TO	B	S	Min
Roberson	f 5-9	0-2	0-1	5-7	12	4	10	0	5	0	2	30
Dufault	f 2-9	0-1	0-0	0-1	1	3	4	0	0	0	0	25
Tomlinson	g 0-1	0-1	0-0	0-3	4	0	3	4	0	0	1	21
Dinwiddie	g 5-9	2-3	4-4	1-3	4	3	16	0	0	0	0	33
Brown	g 3-7	1-3	3-5	0-1	1	0	10	1	1	0	2	27
Booker	3-8	1-4	2-4	0-1	1	2	9	1	2	0	1	24
Harris-Tunks	0-1	0-0	1-2	1-1	2	1	1	0	1	1	3	13
Chen	0-0	0-0	1-0	1-0	1	0	0	0	0	0	0	4
Adams	0-3	0-2	0-1	0-0	0	4	0	0	1	0	0	11
Cain	1-2	0-0	2-2	0-1	1	1	4	0	1	1	0	12
Team				1-2	3							
Totals												

Game #10 (Dec. 19)
CSU Bakersfield at Colorado
Boulder, Colo.

CSU BAKERFIELD (5-6)

Player	FGs	3-pt	FT	O-D-	R	F	TP	A	TO	B	S	Min
Young f	0-3	0-1	0-0	2-2	4	1	0	0	0	0	0	0
Savage f	3-5	0-0	0-2	3-6	9	3	6	1	2	1	0	33
Lamb g	2-8	2-5	3-3	0-0	0	2	9	0	3	1	1	25
Grayson g	3-9	1-2	0-0	1-2	3	7	6	3	0	3	0	34
Carter g	4-15	1-2	3-4	2-2	4	4	12	0	1	0	0	32
White	2-3	1-2	1-1	1-1	2	3	6	0	2	0	0	21
Hughley	3-7	0-0	3-4	3-0	3	3	9	0	1	1	0	24
Hayes	5-8	3-6	0-0	2-0	2	0	13	0	0	0	0	12
Jackson	1-1	0-0	0-0	0-0	0	3	2	0	3	1	0	9
Team	3-3			6								
Totals	22-46	6-17	15-23	7-27	34	17	65	7	15	3	8	200

FG%	1st Hlf	9-21	50.0%	2nd Hlf	14-38	36.8%	Game 23-59	39.0%
3FG%	1st Hlf	4-8	41.7%	2nd Hlf	4-10	40.0%	Game 8-18	44.4%
FT%	1st Hlf	5-5	100%	2nd Hlf	5-9	55.6%	Game 10-14	71.4%

COLORADO (6-4)

Player	FGs	3-pt	FT	O-D-	R	F	TP	A	TO	B	S	Min
Roberson f	6-10	0-1	6-6	2-3	5	3	18	0	2	3	1	34
Dufault f	3-4	1-1	3-3	2-2	4	2	10	1	1	0	0	24
Dinwiddie g	2-6	0-2	9-10	1-3	4	1	13	1	1	0	0	25
Brown g	6-8	1-2	2-2	1-2	3	0	15	8	2	1	1	26
Adams g	1-4	0-0	0-0	0-0	1	2	1	2	0	0	0	13
Booker	2-6	0-1	2-2	0-2	2	2	6	1	0	0	0	21
Tomlinson	0-3	0-3	0-0	1-2	3	1	0	1	2	0	1	23
Harris-Tunks	0-1	0-0	0-2	0-1	1	1	0	0	0	0	1	13
Chen	3-4	0-0	0-1	1-4	5	2	6	0	1	1	2	21
Team	1-2			3								
Totals	23-46	2-10	22-26	9-21	30	13	70	12	12	5	7	200

FG%	1st Hlf	11-24	45.8%	2nd Hlf	12-22	54.5%	Game 23-46	50.0%
3FG%	1st Hlf	1-4	25.0%	2nd Hlf	1-6	16.7%	Game 2-10	20.0%
FT%	1st Hlf	2-5	40.0%	2nd Hlf	20-21	95.2%	Game 22-26	84.6%

Bakersfield	27	37	64
Colorado	25	45	70

Officials: Don McAllister, Scott Harris, Casey McClellan
 Technicals: None.
 Attendance: 5531. Fouled out: none.

BUFFS FINALLY PUT AWAY FEISTY ROADRUNNERS

BOULDER - Mark Monday night down as a "rust buster" for the Colorado Buffaloes. Of more importance, also mark it down as a 'W'.

Overcoming their own sluggish start and withstanding their opponent's frantic finish, the Buffs eventually put away California State University-Bakersfield 70-64 at the Coors Events Center.

"That was a good win for us," said CU coach Tad Boyle. "I thought there were some really positive things that came out, but there's also lots of room for improvement - and that excites me as a coach."

He was noticeably more excited than he was 10 days previously, when Wyoming visited the Events Center and snapped CU's 27-game non-conference home court winning streak. Boyle gave his players the next two days off, then practiced them for 10 consecutive days.

Not playing for that long and laboring through a week of semester finals, said Boyle, resulted in "a little rust and mental fatigue" that was evident in the Buffs struggling to find the basket and falling behind by as many as 11 points in the first half.

"We didn't get out of the gate (Monday night) . . . and we've been a team that's always gotten out fast," said Boyle.

If the Buffs didn't quite start or finish the night rust-free - they allowed the Roadrunners to cut a 12-point deficit to four in the final 31/2 minutes - they compensated nicely in the mid-section.

Senior Carlton Brown scored eight of his 15 points when the Buffs were in first-half recovery, and reserve Sabatino Chen provided a huge shot of hustle that spanned the last 5 seconds of the first half and stayed with Boyle's bunch well into the second.

"I thought Sabatino's minutes in the first half energized the team," said Boyle, adding that Brown, who had eight assists to go with his 15 points, "was terrific . . . he played within himself. Those two performances (by Chen and Brown) were terrific."

Chen finished with six points, five rebounds, a pair of steals and a blocked first-half shot - which led to the game's most disputed whistle but also revved up the Buffs and the crowd. Counting Brown, four Buffs reached double figures, topped by Andre Roberson's 18. Spencer Dinwiddie added 13 and Austin Dufault 10.

Game #11 (Dec. 22)
Texas Southern at Colorado
Boulder, Colo.

TEXAS SOUTHERN (1-9)

Player	FGs	3-pt	FT	O-D-	R	F	TP	A	TO	B	S	Min
Scott f	0-1	0-1	1-2	2-1	3	0	1	0	2	0	0	13
Price f	0-2	0-0	1-2	1-1	2	1	0	1	0	1	0	15
Clayborn f	1-4	0-0	0-0	0-1	1	0	2	0	1	0	0	10
Ellington g	0-3	0-0	0-0	0-0	0	1	0	2	0	2	8	
Strong g	8-12	7-9	0-0	0-2	2	0	23	1	1	0	2	32
Onwenu	0-2	0-0	0-0	0-1	1	2	0	1	1	0	0	7
King	1-1	0-0	0-0	0-4	4	4	2	0	1	1	2	23
Sturdivant	3-4	0-0	5-7	1-1	2	3	11	1	2	1	1	25
Johnson-Danner	1-7	1-7	0-0	1-3	4	2	3	1	1	0	2	19
Peters	0-4	0-2	0-0	0-3	3	0	0	1	1	0	1	18
Gibbs	4-8	0-1	0-0	0-1	1	3	8	4	2	0	2	30
Team	2-0			2								
Totals	18-48	8-20	7-11	7-18	25	17	51	9	16	2	12	200

FG%	1st Hlf	5-22	22.7%	2nd Hlf	13-26	50.0%	Game 18-48	37.5%
3FG%	1st Hlf	2-9	22.2%	2nd Hlf	6-11	54.5%	Game 8-20	40.0%
FT%	1st Hlf	4-6	66.7%	2nd Hlf	3-5	60.0%	Game 7-11	63.6%

COLORADO (7-4)

Player	FGs	3-pt	FT	O-D-	R	F	TP	A	TO	B	S	Min
Roberson f	4-11	0-1	3-4	7-9	16	1	11	2	0	2	0	35
Dufault f	3-8	0-2	2-4	1-3	4	2	8	2	2	0	1	28
Tomlinson g	0-3	0-3	1-2	1-2	3	1	1	7	5	0	0	29
Dinwiddie g	5-7	5-6	3-4	1-2	3	2	18	1	3	0	0	32
Brown g	3-7	2-5	3-4	0-3	3	2	11	1	1	0	0	29
Sharpe	0-1	0-0	0-2	0-0	0	1	0	2	0	0	0	9
Harris-Tunks	2-2	0-0	0-0	1-1	2	4	0	1	0	1	0	11
Chen	0-4	0-2	0-0	0-0	0	1	0	1	3	0	1	18
Adams	1-2	1-2	0-0	1-1	2	2	3	0	4	0	1	9
Team	1-3			4								
Totals	18-45	8-21	12-20	12-24	36	14	56	16	20	2	3	200

FG%	1st Hlf	12-24	50.0%	2nd Hlf	6-21	28.6%	Game 18-45	40.0%
3FG%	1st Hlf	6-13	46.2%	2nd Hlf	2-8	25.0%	Game 8-21	38.1%
FT%	1st Hlf	2-2	100%	2nd Hlf	10-18	55.6%	Game 12-20	60.0%

TX Southern	16	35	51
Colorado	32	24	56

Officials: Gregory Nixon, Quinton Reece, Deldre Carr
 Technicals: Texas Southern-TEAM.
 Attendance: 4621. Fouled out: none.

BUFFS GET INTO GIVING, BUT HOLD ON TO WIN

BOULDER - Nothing against holiday spirit, but the Colorado Buffaloes went overboard with their giving Thursday night. They allowed Texas Southern back into what had all the early earmarks of a pre-Christmas stocking stuffer before escaping with a 56-51 win at the Coors Events Center.

A perplexed Tad Boyle knows what he wants under his tree - and any shopping mall St. Nick who has watched the Buffs this season already knows what tops the CU coach's list.

"I'm asking Santa for a consistent team," Boyle said. "Consistently good or consistently bad . . . then I'll know what we have to work on. Right now, it's a hard thing to manage, but I have to do a better job of it. It's going to be on my mind for the next three days . . . we have to get better."

Boyle's frustration came from a festive first half that saw the Buffs handle the visitors' 2-3 zone, shoot 50 percent from the field, hold the Tigers to 22.7 percent and lead by as many as 23 points (32-9).

Said Boyle: "The first half there were so many good things that happened . . . but what we talk about (at halftime) and what our team does sometimes are different things."

Different, indeed . . . the second half was all switches and ashes for the Buffs as those shooting percentages nearly flipped (50 percent for Texas Southern, 28.6 for CU) and the home team's nice habits turned naughty. Whatever the reason(s), the Buffs were a different - and in a bad way - bunch in the last 20 minutes. The Tigers, playing perfectly respectable Grinches, made seven of their dozen steals in the second half and forced the Buffs into 12 of their 20 turnovers.

"Once again, it was a tale of two halves," said CU freshman guard Spencer Dinwiddie, who made four of five treys in the first half and finished five-for-six from beyond the arc. His 18 points were a team and career best. "We're just very inconsistent and until we solve that, we won't be a great team . . . you can't play basketball with an on/off switch."

Playing their eighth consecutive road game and searching for their first win in that stretch, the Tigers rallied behind a trapping defense that the Buffs had expected and the three-point shooting of guard Omar Strong (23 points). TSU closed to within three points (51-48) in the final half minute.

And although the visitors never led, they came close to making Christmas weekend very uncomfortable for the Buffs. CU (7-4) held off TSU (1-9) by making five of six free throws in the last 21.2 seconds - two of the foul shots by Dinwiddie and another pair by sophomore Andre Roberson, who added 11 points and 16 rebounds.

Game #12 (Dec. 28)
New Orleans at Colorado
Boulder, Colo.

NEW ORLEANS (9-6)

Player	FGs	3-pt	FT	O-D-	R	F	TP	A	TO	B	S	Min
Wertz f	1-2	0-0	0-0	2-0	2	0	2	0	0	1	0	14
Cook f	2-6	0-0	2-2	0-2	2	3	6	0	1	0	0	16
Knight c	1-4	1-1	0-0	1-1	2	2	3	1	2	0	0	17
Williams g	1-6	1-5	0-0	0-2	2	0	3	2	3	0	1	20
Holmes g	0-4	0-1	0-0	0-0	0	1	0	0	2	0	0	14
Nelson	2-10	2-5	1-2	0-2	2	1	7	0	3	0	1	22
Varmall	2-6	0-1	3-3	0-2	2	2	7	2	1	0	0	17
Banchy	0-1	0-0	0-0	0-0	0	0	0	0	1	0	0	13
Costanza	0-0	0-0	0-0	0-1	1	1	0	0	0	0	1	15
Harmon	1-5	0-3	0-0	0-0	0	2	2	0	0	0	0	15
Barnes	1-5	0-0	0-2	0-0	0	1	2	0	0	0	3	18
Canady	0-4	0-3	0-0	0-0	0	2	0	0	0	0	0	11
LaFont	1-2	0-1	0-0	1-0	1	0	2	1	1	0	0	4
James	0-1	0-0	0-0	0-0	0	0	0	0	0	0	0	4
Team	2-2			4								
Totals	12-56	4-20	6-9	6-12	18	15	34	6	15	1	7	200

FG%	1st Hlf	7-29	24.1%	2nd Hlf	5-27	18.5%	Game 12-56	21.4%
3FG%	1st Hlf	3-11	27.3%	2nd Hlf	1-9	11.1%	Game 4-20	20.0%
FT%	1st Hlf	3-4	75.0%	2nd Hlf	3-5	60.0%	Game 6-9	66.7%

COLORADO (8-4)

Player	FGs	3-pt	FT	O-D-	R	F	TP	A	TO	B	S	Min
Roberson f	4-10	0-1	4-6	5-7	12	1	12	0	0	2	0	23
Dufault f	5-9	0-1	4-4	3-3	6	0	14	0	0	1	0	20
Tomlinson g	0-1	0-1	0-0	0-2	2	1	0	3	1	0	0	20
Dinwiddie g	3-5	0-1	6-6	0-5	5	2	12	6	1	0	1	23
Brown g	7-10	1-2										

Game #13 (Dec. 31) Utah at Colorado Boulder, Colo.

UTAH (3-10, 0-1 PAC-12)

Player	FGs	3-pt	FT	O-D-	R	F	TP	A	TO	B	S	Min
Farr f	3-6	1-3	0-0	0-2	2	2	7	0	2	0	0	24
Washburn c	4-7	0-0	2-2	3-4	7	2	10	1	1	0	0	29
Odunsi g	1-6	0-2	2-2	1-0	1	2	4	0	1	0	0	20
Watkins g	1-12	0-5	2-2	0-0	0	2	4	3	3	0	1	29
Martin g	1-7	1-5	0-0	0-4	4	0	3	0	1	0	0	24
Storey	0-4	0-3	0-0	0-1	1	1	0	1	3	0	1	24
Perkins	1-5	0-3	0-1	0-2	2	0	2	1	0	0	0	20
Dawson	0-1	0-0	1-2	1-2	3	3	1	0	1	0	0	11
Wilkinson	0-2	0-0	0-0	2-0	2	1	0	0	0	0	0	9
Matthews	1-3	0-2	0-0	0-1	1	0	2	1	0	0	2	10
Team			3-2		5							
Totals	12-53	2-23	7-9	10-18	28	13	33	7	12	0	4	200

FG%	1st Hlf	5-25	20.0%	2nd Hlf	7-28	25.0%	Game	12-53	22.6%
3FG%	1st Hlf	1-11	9.1%	2nd Hlf	1-12	8.3%	Game	2-23	8.7%
FT%	1st Hlf	0-0	00.0%	2nd Hlf	7-9	77.8%	Game	7-9	77.8%

COLORADO (9-4, 1-0 PAC-12)

Player	FGs	3-pt	FT	O-D-	R	F	TP	A	TO	B	S	Min
Roberson f	5-7	1-2	6-8	6-11	17	2	17	0	1	3	2	25
Dufault f	0-3	0-0	1-2	1-5	6	2	1	2	1	1	2	18
Tomlinson g	0-3	0-2	0-0	0-0	0	2	0	3	0	0	0	22
Dinwiddie g	6-12	4-7	3-3	0-3	3	1	19	2	0	1	2	26
Brown g	4-6	2-4	0-0	0-3	3	0	10	1	1	0	0	24
Booker	4-9	4-7	2-2	0-1	1	2	14	2	1	0	0	19
Sharpe	0-0	0-0	0-0	1-1	0	0	2	0	0	0	0	4
Webb	1-1	1-1	0-0	0-0	0	0	3	0	0	0	0	3
Harris-Tunks	2-4	0-0	1-2	4-0	4	2	5	0	2	1	0	13
Chen	1-2	0-1	0-0	0-1	1	2	2	2	1	0	0	16
Adams	1-2	0-1	0-0	0-3	3	1	2	1	0	0	0	12
Mills	0-0	0-0	0-0	0-2	2	0	0	2	0	0	0	3
Cain	0-0	0-0	0-0	1-1	2	1	0	0	3	0	0	12
Eckloff	0-1	0-0	0-0	0-1	1	1	0	0	0	0	0	3
Team			0-0		0							
Totals	24-50	12-25	13-17	12-32	44	16	73	15	12	6	6	200

FG%	1st Hlf	9-24	37.5%	2nd Hlf	15-26	57.7%	Game	24-50	48.0%
3FG%	1st Hlf	6-15	40.0%	2nd Hlf	6-10	60.0%	Game	12-25	48.0%
FT%	1st Hlf	3-4	75.0%	2nd Hlf	10-13	76.9%	Game	13-17	76.5%

Utah	11	22	33
Colorado	27	46	73

Officials: Verne Harris, Randy McCall, Michael Greenstein
Technical: none. Attendance: 6491. Fouled out: none.

BUFFS' SMOTHERING 'D' BRINGS FIRST PAC-12 WIN

BOULDER - Don't take Colorado's 40-point win on Saturday in its Pac-12 Conference men's basketball debut as an indicator of things to come. If you're into indicators, as is Buffaloes coach Tad Boyle, you'll join him in the Coors Events Center on Thursday night.

That's when Washington visits, and as Boyle prophesied early on New Year's Eve after CU had undressed Utah, 73-33, "We'll find out a lot about our team when Washington comes in . . . If we're talking about a win then, I'll say our program is headed in the right direction."

Still, there always has to be a first step in a new conference - and the Buffs took a respectable one against the hapless Utes. CU (9-4, 1-0) held its first-time Pac-12 visitor to the lowest point total ever by an opponent in the Events Center, which opened for the 1979-80 season, and the lowest overall since a 42-30 win at Kansas on Jan. 17, 1949.

Utah's total was its lowest since 1947. The Utes (3-10, 0-1) entered the conference opener averaging 58.8 points.

Coupled with the Buffs' previous rout of New Orleans - 92-34 four nights earlier - they've held their last two opponents to 67 points. Boyle's nightly, weekly, monthly, yearly areas of emphasis are defense and rebounding, and he's gotten consecutive nearly air-tight nights from his team on the defensive end.

But predictably, instead of gloating about holding a pair of struggling opponents under 40, Boyle prefers to focus on the Buffs' daily progress. "I'm concerned about how Colorado basketball is playing . . . I'm not going to talk about Utah or New Orleans," he said, noting that CU's harder-than-it-had-to-be 56-51 win against Texas Southern three days before Christmas, "as bittersweet as it was, maybe it was a good thing for our team."

Out of that game came a call for consistency, and at least in CU's last two games it's been answered. But as Boyle repeatedly emphasized Saturday, his players better expect something more from UW: "Washington is going to be an offensive juggernaut."

The Utes weren't; the Buffs' first-half defense turned them into a jugger-not. Utah's 11 first-half points were the lowest by a CU opponent since the school began keeping modern-day records in 1954-55, and CU led 27-11 at the break. For the night, Utah made 12 of its 53 field goal attempts (22.6

percent).

The Buffs didn't shoot particularly well in the first 20 minutes, hitting only nine of their 24 shots from the field (37.5 percent). And neither did they protect the ball extremely well, committing seven of their 12 turnovers.

But 'D' of CU's variety can mask loads of blemishes. By the 10-minute mark of the first half, the Buffs had held the Utes to five points on 2-of-12 shooting from the field. Utah didn't get its first field until freshman guard Anthony Odunsi made a layup 4:53 into the game.

"We had put a big emphasis on defense," CU freshman guard Askia Booker said. "At halftime (Boyle) gave us a lot of credit for our defense. . . . we didn't shoot well, but he told us our defense is why we had a 16-point lead."

Booker, tying his CU career high with 14 points, was one of four Buffs in double figures. Freshman Spencer Dinwiddie hit a career-best 19 points, while sophomore Andre Roberson had his ninth double-double of the season (17 points, career-high 17 rebounds). Senior Carlton Brown, who transferred from Utah two seasons ago, added 10 points and continued a stretch of efficient overall play. Boyle said Brown "wasn't pressing in any way; I was happy for him."

First-year Utah coach Larry Krystkowiak wasn't happy about anything. He said "embarrassing is a good word" to describe his New Year's Eve in Boulder. "We got kind of manhandled in all elements of the game."

Dinwiddie had the historic distinction of scoring CU's first Pac-12 points, draining a three-pointer from the left wing to give the Buffs a 3-0 lead on their first possession - and he was just getting started.

The lithe 6-5 freshman also scored his team's final three points of the first half, and in between those treys he was responsible for 13 of CU's first 19 points. Dinwiddie finished the half with 16 of his total, assuring him of his eighth consecutive game in double figures.

Said Dinwiddie: "We can do something special here and it's going to be fun to be part of that type of movement."

Booker and Dinwiddie, observed Boyle, "are able to put some points on the board, which we need, obviously. I love our freshmen, and once Damiene (Cain) gets into shape I feel he'll help, too."

Aside from Dinwiddie's five-of-eight shooting, which included four-of-five successful treys, the Buffs' first-half accuracy wasn't spectacular. They wound up shooting 37.5 percent (9-of-24) from the field, but they way they were playing on the defensive end, a sub-40 percent shooting effort didn't hurt.

CU's marksmanship improved in the second half (15-of-26, 57.7 percent), and Dinwiddie's second-half start mimicked his opening. Fouled while banking in a layup high off the backboard, he hit the free throw for a conventional three-point play that pushed the Buffs up 32-13 - and the runaway was underway.

Over the next 5 minutes, the Buffs outscored the Utes 15-2 - Utah got a pair of free throws by Odunsi - to go up by 32 (47-15). Brown, who had three points at halftime, contributed seven points during the run.

Moreover, CU continued its lock-down 'D'. With 9:55 to play, Utah had only 18 points while CU had 52. The Buffs' lead ballooned to 36 (60-24) on back-to-back treys by Booker with 7:39 remaining, leaving this as the afternoon's only unanswered question: At what point would Boyle clear his bench?

Trey Eckloff, Ben Mills and Beau Webb entered the game with 2:38 left and CU ahead 70-30.

"I thought it was a great way to start Pac-12 play," Boyle said. "We knew Utah is struggling a little bit right now, and they had some open looks that they missed. So we dodged a little bit of a bullet there."

"I like the way our guys are really guarding . . . but we can't get too high off of this one. Washington is going to be a different animal."

That stick the Huskies will be carrying on Thursday night? Boyle knows exactly what it is - the measuring stick for his Buffs.

Game #14

box vs. Washington ... see next page

Official Basketball Box Score -- Game Totals -- Final Statistics
Washington vs Colorado
01/05/12 7:07 p.m. at Boulder, Colo. (Coors Events Center)

Washington 69 • 8-6, 2-1 Pac-12

##	Player	f/c/g	Total		3-Ptr	Rebounds			PF	TP	A	TO	Blk	Stl	Min
			FG-FGA	FG-FGA	FT-FTA	Off	Def	Tot							
44	Gant, Darnell	f	0-5	0-1	2-2	3	1	4	1	2	1	2	0	0	18
05	N'Diaye, Aziz	c	1-4	0-0	0-0	2	0	2	2	2	0	2	0	0	14
00	Gaddy, Abdul	g	2-5	0-2	0-0	0	3	3	3	4	1	0	1	0	33
14	Wroten, Tony	g	9-16	0-1	3-8	3	3	6	3	21	3	5	0	7	31
31	Ross, Terrence	g	6-15	1-5	0-0	3	7	10	4	13	1	2	1	0	28
04	Stewart, Hikeem		0-0	0-0	0-0	0	0	0	2	0	0	0	0	0	2
10	Breunig, Martin		0-4	0-1	0-0	0	0	0	1	0	0	0	0	0	8
23	Wilcox, C.J.		6-16	3-9	4-4	1	1	2	3	19	0	2	0	0	30
30	Simmons, Desmond		3-7	0-1	0-0	3	2	5	1	6	1	1	0	2	27
40	Kemp, Jr., Shawn		0-0	0-0	2-2	1	1	2	1	2	0	1	1	0	9
Team						4	0	4							
Totals			27-72	4-20	11-16	20	18	38	21	69	7	15	3	9	200

FG % 1st Half: 13-40 32.5% 2nd half: 14-32 43.8% Game: 27-72 37.5%
 3FG % 1st Half: 2-9 22.2% 2nd half: 2-11 18.2% Game: 4-20 20.0%
 FT % 1st Half: 2-4 50.0% 2nd half: 9-12 75.0% Game: 11-16 68.8%

Deadball
Rebounds
4

Colorado 87 • 10-4, 2-0 Pac-12

##	Player	f/c/g	Total		3-Ptr	Rebounds			PF	TP	A	TO	Blk	Stl	Min
			FG-FGA	FG-FGA	FT-FTA	Off	Def	Tot							
21	Roberson, Andre	f	3-7	0-0	2-2	3	9	12	1	8	0	2	2	1	32
33	Dufault, Austin	f	4-7	0-1	5-5	0	4	4	3	13	2	3	0	2	23
01	Tomlinson, Nate	g	3-3	1-1	4-4	0	1	1	2	11	3	2	0	0	23
25	Dinwiddie, Spencer	g	2-8	1-2	8-9	0	2	2	3	13	5	1	0	1	30
30	Brown, Carlon	g	7-11	3-3	1-1	2	0	2	0	18	0	4	0	0	28
00	Booker, Askia		4-8	3-5	1-2	0	4	4	0	12	0	1	0	0	23
02	Sharpe, Shannon		0-0	0-0	0-0	0	0	0	0	0	0	1	0	0	1
15	Harris-Tunks, Shane		0-3	0-0	0-0	0	0	0	0	0	1	0	2	2	9
23	Chen, Sabatino		3-5	0-1	0-0	0	0	0	1	6	0	0	0	1	12
31	Adams, Jeremy		1-3	0-1	4-5	1	4	5	2	6	1	1	0	1	13
44	Cain, Damiene		0-0	0-0	0-0	1	1	2	0	0	0	1	0	0	5
55	Eckloff, Trey		0-0	0-0	0-0	0	0	0	0	0	0	1	0	0	1
Team						3	1	4							
Totals			27-55	8-14	25-28	10	26	36	12	87	12	17	4	8	200

FG % 1st Half: 16-34 47.1% 2nd half: 11-21 52.4% Game: 27-55 49.1%
 3FG % 1st Half: 3-6 50.0% 2nd half: 5-8 62.5% Game: 8-14 57.1%
 FT % 1st Half: 5-6 83.3% 2nd half: 20-22 90.9% Game: 25-28 89.3%

Deadball
Rebounds
3

Officials: Michael Reed, Bobby McRoy, Rick Batsell
 Technical fouls: Washington-None. Colorado-None.
 Attendance: 7110

Score by periods	1st	2nd	Total
Washington	30	39	69
Colorado	40	47	87

	In	Off	2nd	Fast	
Points	Paint	T/O	Chance	Break	Bench
WASH	40	18	27	12	27
CU	36	16	9	10	24

Last FG - WASH 2nd-00:07, CU 2nd-03:21.
 Largest lead - WASH by 9 1st-14:30, CU by 24 2nd-01:07.

Score tied - 1 time.
 Lead changed - 3 times.

2011-12 Colorado Men's Basketball
Colorado Combined Team Statistics (as of Jan 05, 2012)
last 5 games

RECORD:	OVERALL	HOME	AWAY	NEUTRAL
ALL GAMES	5-0	5-0	0-0	0-0
CONFERENCE	2-0	2-0	0-0	0-0
NON-CONFERENCE	3-0	3-0	0-0	0-0

##	Player	gp-gs	min	avg	Total		3-Point		F-Throw		Rebounds				pf	dq	a	to	blk	stl	pts	avg
					fg-fga	fg%	3fg-fga	3fg%	ft-fta	ft%	off	def	tot	avg								
25	Dinwiddie, Spencer	5-5	136	27.2	18-38	.474	10-18	.556	29-32	.906	2	15	17	3.4	9	0	15	6	1	4	75	15.0
30	Brown, Carlton	5-5	126	25.2	27-42	.643	9-16	.563	9-11	.818	3	8	11	2.2	3	0	12	9	1	3	72	14.4
21	Roberson, Andre	5-5	149	29.8	22-45	.489	1-5	.200	21-26	.808	23	39	62	12.4	8	0	2	5	12	4	66	13.2
33	Dufault, Austin	5-5	113	22.6	15-31	.484	1-5	.200	15-18	.833	7	17	24	4.8	9	0	7	7	2	5	46	9.2
00	Booker, Askia	4-0	86	21.5	15-34	.441	8-16	.500	7-8	.875	1	12	13	3.3	5	0	5	4	0	3	45	11.3
23	Chen, Sabatino	5-0	84	16.8	9-17	.529	0-4	.000	2-3	.667	2	9	11	2.2	6	0	4	6	2	4	20	4.0
31	Adams, Jeremy	5-1	60	12.0	6-15	.400	2-7	.286	4-5	.800	2	9	11	2.2	7	0	3	8	0	2	18	3.6
01	Tomlinson, Nate	5-4	117	23.4	3-13	.231	1-10	.100	5-6	.833	2	7	9	1.8	7	0	17	10	0	1	12	2.4
15	Harris-Tunks, Shane	5-0	60	12.0	5-11	.455	0-0	.000	1-4	.250	5	6	11	2.2	6	0	2	6	4	3	11	2.2
05	Webb, Beau	2-0	7	3.5	2-2	1.000	2-2	1.000	0-0	.000	2	0	2	1.0	1	0	0	1	0	0	6	3.0
55	Eckloff, Trey	3-0	10	3.3	1-3	.333	1-1	1.000	0-0	.000	0	1	1	0.3	1	0	2	1	1	0	3	1.0
02	Sharpe, Shannon	4-0	26	6.5	0-2	.000	0-0	.000	2-4	.500	0	5	5	1.3	1	0	4	2	0	0	2	0.5
32	Mills, Ben	2-0	9	4.5	1-1	1.000	0-0	.000	0-0	.000	0	4	4	2.0	1	0	0	3	0	0	2	1.0
44	Cain, Damiene	2-0	17	8.5	0-0	.000	0-0	.000	0-0	.000	2	2	4	2.0	1	0	0	4	0	0	0	0.0
Team											6	8	14				2					
Total.....		5	1000		124-254	.488	35-84	.417	95-117	.812	57	142	199	39.8	65	0	73	74	23	29	378	75.6
Opponents.....		5	1000		92-288	.319	26-101	.257	41-59	.695	60	82	142	28.4	88	-	36	73	10	34	251	50.2

TEAM STATISTICS	CU	OPP	Date	Opponent	Score	Att.
SCORING	378	251	12/19/11	CSU BAKERSFIELD	w 70-64	5531
Points per game	75.6	50.2	12/22/11	TEXAS SOUTHERN	w 56-51	4621
Scoring margin	+25.4	-	12/28/11	NEW ORLEANS	w 92-34	5277
FIELD GOALS-ATT	124-254	92-288	* 12/31/11	UTAH	w 73-33	6491
Field goal pct	.488	.319	* 01/05/12	WASHINGTON	w 87-69	7110
3 POINT FG-ATT	35-84	26-101				
3-point FG pct	.417	.257				
3-pt FG made per game	7.0	5.2				
FREE THROWS-ATT	95-117	41-59				
Free throw pct	.812	.695				
F-Throws made per game	19.0	8.2				
REBOUNDS	199	142				
Rebounds per game	39.8	28.4				
Rebounding margin	+11.4	-				
ASSISTS	73	36				
Assists per game	14.6	7.2				
TURNOVERS	74	73				
Turnovers per game	14.8	14.6				
Turnover margin	-0.2	-				
Assist/turnover ratio	1.0	0.5				
STEALS	29	34				
Steals per game	5.8	6.8				
BLOCKS	23	10				
Blocks per game	4.6	2.0				
ATTENDANCE	29030	0				
Home games-Avg/Game	5-5806	0-0				
Neutral site-Avg/Game	-	0-0				

* = Pac-12 Conference

^ = Fifth Annual 5-hour ENERGY Puerto Rico Tip-off (San Juan)

Score by Periods	1st	2nd	Totals
Colorado	175	203	378
Opponents	104	147	251

2011-12 Colorado Men's Basketball
Colorado Points-Rebounds-Assists (as of Jan 05, 2012)
All games

Opponent	Date	Score		00	01	02	05	15	21	23
				BOOKER,ASK	TOMLINSON,	SHARPE,SHA	WEBB,BEAU	HARRIS-TUN	ROBERSON,A	CHEN,SABAT
FORT LEWIS COLLEGE	11/11/11	85-57	w	9-4-2	5-1-4	2-2-1	0-0-0	4-2-0	13-15-1	10-1-1
vs Wichita State	11/17/11	58-67	L	5-2-1	5-2-3	2-2-1	0-0-0	8-2-2	4-10-1	4-1-1
vs Maryland	11/18/11	71-78	L	8-3-4	6-0-3	4-1-1	DNP	1-4-1	21-13-0	2-2-2
vs Western Michigan	11/20/11	81-76	w	11-2-4	12-1-4	0-2-0	DNP	8-8-0	3-6-1	3-1-1
at Air Force	11/23/11	76-73	w	11-5-0	19-2-4	0-0-0	DNP	2-4-0	11-13-3	0-0-0
GEORGIA	11/28/11	70-68	w	14-4-3	7-1-2	DNP	DNP	4-1-0	15-15-0	2-0-1
at Colorado State	11/30/11	64-65	L	6-3-1	11-2-2	DNP	DNP	3-1-1	1-12-3	0-1-0
FRESNO STATE	12/07/11	71-64	w	0-1-2	7-6-6	0-1-1	DNP	2-3-0	21-10-1	1-0-0
WYOMING	12/09/11	54-65	L	9-1-1	0-3-3	DNP	DNP	1-2-0	10-12-0	0-1-0
CSU BAKERSFIELD	12/19/11	70-64	w	6-2-0	0-3-1	DNP	DNP	0-1-0	18-5-0	6-5-0
TEXAS SOUTHERN	12/22/11	56-51	w	DNP	1-3-7	0-0-2	DNP	4-1-0	11-16-2	0-0-1
NEW ORLEANS	12/28/11	92-34	w	13-6-3	0-2-3	2-4-0	3-2-0	2-5-1	12-12-0	6-5-1
UTAH	12/31/11	73-33	w	14-1-2	0-0-3	0-1-2	3-0-0	5-4-0	17-17-0	2-1-2
WASHINGTON	01/05/12	87-69	w	12-4-0	11-1-3	0-0-0	DNP	0-0-1	8-12-0	6-0-0

Opponent	Date	Score		25	30	31	32	33	44	55
				DINWIDDIE,	BROWN,CARL	ADAMS,JERE	MILLS,BEN	DUFAULT,AU	CAIN,DAMIE	ECKLOFF,TR
FORT LEWIS COLLEGE	11/11/11	85-57	w	7-7-3	13-2-0	DNP	2-1-0	18-10-2	DNP	2-1-1
vs Wichita State	11/17/11	58-67	L	7-0-1	15-4-1	DNP	DNP	8-4-2	DNP	DNP
vs Maryland	11/18/11	71-78	L	3-0-1	14-2-2	DNP	DNP	12-4-2	DNP	DNP
vs Western Michigan	11/20/11	81-76	w	5-4-2	23-6-4	DNP	0-0-0	16-8-1	DNP	DNP
at Air Force	11/23/11	76-73	w	2-5-0	16-6-6	DNP	DNP	15-7-2	DNP	DNP
GEORGIA	11/28/11	70-68	w	16-7-1	10-4-3	0-1-0	DNP	2-3-1	DNP	DNP
at Colorado State	11/30/11	64-65	L	16-8-1	9-6-1	5-2-0	DNP	13-3-1	DNP	DNP
FRESNO STATE	12/07/11	71-64	w	15-2-1	2-1-2	8-4-0	DNP	13-3-0	2-3-0	DNP
WYOMING	12/09/11	54-65	L	16-4-0	10-1-1	0-0-0	DNP	4-1-0	4-1-0	DNP
CSU BAKERSFIELD	12/19/11	70-64	w	13-4-1	15-3-8	2-0-1	DNP	10-4-1	DNP	DNP
TEXAS SOUTHERN	12/22/11	56-51	w	18-3-1	11-3-1	3-2-0	DNP	8-4-2	DNP	DNP
NEW ORLEANS	12/28/11	92-34	w	12-5-6	18-0-2	5-1-0	2-2-0	14-6-0	DNP	3-0-2
UTAH	12/31/11	73-33	w	19-3-2	10-3-1	2-3-1	0-2-0	1-6-2	0-2-0	0-1-0
WASHINGTON	01/05/12	87-69	w	13-2-5	18-2-0	6-5-1	DNP	13-4-2	0-2-0	0-0-0

2011-12 Colorado Men's Basketball
Colorado Team Game-by-Game Comparison (as of Jan 05, 2012)
All games

Opponent	1st	2nd	Score	Mar	Total FG	FG Pct	3-Pointers	3FG Pct	Free Throws	FT Pct	Rebounds	Assist	T/Over	Block	Steal	Fouls
FORT LEWIS COLLEGE	41/29	44/28	85-57	+28	31-63/21-56	.492/.375	4-9/5-19	.444/.263	19-27/10-26	.704/.385	48/31 +17	15/8	17/18	1/4	7/4	23/22
Wichita State	26/33	32/34	58-67	(9)	21-49/27-60	.429/.450	5-11/8-23	.455/.348	11-19/5-8	.579/.625	28/38 (10)	13/12	17/16	2/3	9/10	13/14
Maryland	34/26	37/52	71-78	(7)	26-54/27-55	.481/.491	7-19/11-21	.368/.524	12-23/13-24	.522/.542	30/38 (8)	16/10	8/10	2/2	6/3	23/18
Western Michigan	31/35	50/41	81-76	+5	26-57/25-55	.456/.455	7-21/6-18	.333/.333	22-27/20-29	.815/.690	39/30 +9	17/17	11/7	6/5	2/2	22/25
Air Force	37/36	30/31	76-73	+3	29-60/25-62	.483/.403	10-24/5-19	.417/.263	8-14/18-25	.571/.720	47/28 +19	15/14	18/6	4/4	1/9	22/14
GEORGIA	34/38	36/30	70-68	+2	22-50/26-63	.440/.413	4-14/10-25	.286/.400	22-37/6-11	.595/.545	37/38 (1)	11/12	7/10	1/5	2/5	14/26
Colorado State	25/32	39/33	64-65	(1)	21-57/24-52	.368/.462	9-20/7-15	.450/.467	13-29/10-16	.448/.625	44/31 +13	10/12	15/15	3/2	7/9	16/19
FRESNO STATE	38/23	33/41	71-64	+7	19-37/22-61	.514/.361	6-12/6-23	.500/.261	27-32/14-19	.844/.737	35/28 +7	13/7	17/8	1/3	3/7	17/21
WYOMING	30/30	24/35	54-65	(11)	19-49/22-46	.388/.478	4-16/6-17	.250/.353	12-19/15-23	.632/.652	29/34 (5)	5/7	15/15	2/3	9/8	22/17
CSU BAKERSFIELD	25/27	45/37	70-64	+6	23-46/23-59	.500/.390	2-10/8-18	.200/.444	22-26/10-14	.846/.714	30/33 (3)	12/7	12/15	5/4	7/2	13/22
TEXAS SOUTHERN	32/16	24/35	56-51	+5	18-45/18-48	.400/.375	8-21/8-20	.381/.400	12-20/7-11	.600/.636	36/25 +11	16/9	20/16	2/2	3/12	14/17
NEW ORLEANS	51/20	41/14	92-34	+58	32-58/12-56	.552/.214	5-14/4-20	.357/.200	23-26/6-9	.885/.667	53/18 +35	18/6	13/15	6/1	5/7	10/15
UTAH	27/11	46/22	73-33	+40	24-50/12-53	.480/.226	12-25/2-23	.480/.087	13-17/7-9	.765/.778	44/28 +16	15/7	12/12	6/0	6/4	16/13
WASHINGTON	40/30	47/39	87-69	+18	27-55/27-72	.491/.375	8-14/4-20	.571/.200	25-28/11-16	.893/.688	36/38 (2)	12/7	17/15	4/3	8/9	12/21

Note: Game totals are displayed in the format TEAM/OPPONENT for each category

[Contact Us](#)

Colorado (10-4)
Men's Basketball National Ranking Summary
Thru Games 01/05/2012

[Back to team selections](#)
[Pac-12 - All Teams](#)

Category	Rank	Actual	National Leader	Actual
Won-Lost Percentage (338 ranked)	77	71.4	Baylor Missouri Murray St. Syracuse	100.0 100.0 100.0 100.0
Scoring Offense (338 ranked)	111	72.0	North Carolina	88.1
Scoring Defense (338 ranked)	64	61.7	Wisconsin	47.3
Scoring Margin (338 ranked)	59	10.3	Missouri	25.3
Field-Goal Percentage (338 ranked)	74	46.3	Missouri	52.2
Field-Goal Percentage Defense (338 ranked)	41	39.0	Kentucky	34.7
Three-Point Field Goals Per Game (338 ranked)	142	6.5	Florida	11.3
Three-Point Field-Goal Percentage (338 ranked)	21	39.6	Indiana	45.6
Three Pt FG Defense (338 ranked)	98	32.0	Virginia Tech	24.1
Free-Throw Percentage (338 ranked)	118	70.1	Denver	80.8
Rebound Margin (338 ranked)	23	7.0	Pittsburgh	13.3
Assists Per Game (338 ranked)	140	13.4	Iona	20.5
Assist Turnover Ratio (338 ranked)	171	0.94	Missouri	1.72
Blocked Shots Per Game (338 ranked)	187	3.2	Kentucky	9.4
Steals Per Game (338 ranked)	291	5.4	Syracuse	11.1
Turnovers Per Game (338 ranked)	184	14.2	Wisconsin	8.4
Turnover Margin (338 ranked)	264	-1.5	Syracuse	7.8
Personal Fouls Per Game (338 ranked)	78	16.9	Siena	12.8

Category	Player	Rank	Actual	National Leader	Actual
Points Per Game (250 ranked)				Damian Lillard, WebrSt	25.5
Field-Goal Percentage (250 ranked)				Ricardo Rattiffe, Mo.	76.7
Three-Point Field Goals Per Game (250 ranked)				John Jenkins, Vandy	3.9
Three-Point Field-Goal Percentage (250 ranked)				Kim English, Mo.	55.3
Free-Throw Percentage (250 ranked)	Spencer Dinwiddie	72	84.4	Nik Cochran, Dvdson	95.0
Rebounds Per Game (250 ranked)	Andre Roberson	4	12.0	Arsalan Kazemi, Rice	12.4
Assists Per Game (250 ranked)	Nate Tomlinson	234	3.4	Scott Machado, Iona	10.3
Blocked Shots Per Game (250 ranked)	Andre Roberson	131	1.4	C.J. Aiken, StJoes	4.5
Steals Per Game (250 ranked)				Fuquan Edwin, S.Hall	3.1
Triple Doubles (30 ranked)				Keegan Bell, Chatt D.J. Cooper, Ohio Kenny Gabriel, Auburn	1.0 1.0 1.0
Double Doubles (30 ranked)	Andre Roberson	7	9.0	Chris Gaston, Fordhm Arsalan Kazemi, Rice	12.0 12.0
Assist Turnover Ratio (250 ranked)	Nate Tomlinson	123	1.85	Kendall Marshall, UNC	4.17
Triple Doubles (30 ranked)				T.J. McConnell, Duqsne Shabazz Napier, UConn Jake Odum, Ind.St Peter 'PJ' Roberson, Gram.	1.0 1.0 1.0 1.0

2011-12 Colorado Men's Basketball
Colorado Combined Team Statistics (as of Jan 05, 2012)
All games

RECORD:	OVERALL	HOME	AWAY	NEUTRAL
ALL GAMES	10-4	8-1	1-1	1-2
CONFERENCE	2-0	2-0	0-0	0-0
NON-CONFERENCE	8-4	6-1	1-1	1-2

##	Player	gp-gs	min	avg	Total		3-Point		F-Throw		Rebounds				pf	dq	a	to	blk	stl	pts	avg
					fg-fga	fg%	3fg-fga	3fg%	ft-fa	ft%	off	def	tot	avg								
30	Brown, Carlon	14-14	386	27.6	68-133	.511	21-53	.396	27-35	.771	12	31	43	3.1	21	0	32	31	1	7	184	13.1
21	Roberson, Andre	14-13	409	29.2	55-111	.495	6-16	.375	49-72	.681	55	113	168	12.0	39	1	12	27	20	13	165	11.8
25	Dinwiddie, Spencer	14-14	356	25.4	44-101	.436	20-39	.513	54-64	.844	12	42	54	3.9	32	2	25	15	4	6	162	11.6
33	Dufault, Austin	14-13	359	25.6	54-109	.495	9-22	.409	30-43	.698	21	46	67	4.8	33	1	18	17	5	8	147	10.5
00	Booker, Askia	13-1	281	21.6	38-90	.422	13-30	.433	29-42	.690	3	35	38	2.9	25	1	23	23	0	12	118	9.1
01	Tomlinson, Nate	14-12	400	28.6	25-68	.368	15-46	.326	19-27	.704	2	25	27	1.9	21	0	48	26	0	13	84	6.0
15	Harris-Tunks, Shane	14-1	202	14.4	17-37	.459	0-0	.000	10-17	.588	14	24	38	2.7	25	0	6	18	7	9	44	3.1
23	Chen, Sabatino	14-0	176	12.6	18-32	.563	0-5	.000	6-12	.500	7	11	18	1.3	15	0	10	9	3	5	42	3.0
31	Adams, Jeremy	9-1	111	12.3	9-29	.310	3-15	.200	10-15	.667	4	14	18	2.0	15	0	3	10	0	2	31	3.4
02	Sharpe, Shannon	10-0	71	7.1	2-7	.286	1-1	1.000	5-14	.357	3	10	13	1.3	4	0	8	8	3	0	10	1.0
44	Cain, Damiene	4-0	35	8.8	2-3	.667	0-0	.000	2-2	1.000	3	5	8	2.0	3	0	0	7	1	0	6	1.5
05	Webb, Beau	4-1	11	2.8	2-2	1.000	2-2	1.000	0-0	.000	2	0	2	0.5	1	0	0	1	0	0	6	1.5
55	Eckloff, Trey	4-0	13	3.3	2-5	.400	1-1	1.000	0-0	.000	0	2	2	0.5	1	0	3	1	1	0	5	1.3
32	Mills, Ben	4-0	15	3.8	2-3	.667	0-0	.000	0-1	.000	1	4	5	1.3	2	0	0	3	0	0	4	1.0
Team											18	17	35				3					
Total.....		14	2825		338-730	.463	91-230	.396	241-344	.701	157	379	536	38.3	237	5	188	199	45	75	1008	72.0
Opponents.....		14	2825		311-798	.390	90-281	.320	152-240	.633	153	285	438	31.3	264	-	135	178	41	91	864	61.7

TEAM STATISTICS	CU	OPP	Date	Opponent	Score	Att.
SCORING	1008	864	11/11/11	FORT LEWIS COLLEGE	w 85-57	7925
Points per game	72.0	61.7	11/17/11	vs Wichita State	L 58-67	5322
Scoring margin	+10.3	-	11/18/11	vs Maryland	L 71-78	6375
FIELD GOALS-ATT	338-730	311-798	11/20/11	vs Western Michigan	w 81-76	11297
Field goal pct	.463	.390	11/23/11	at Air Force	wot 76-73	3834
3 POINT FG-ATT	91-230	90-281	11/28/11	GEORGIA	w 70-68	6453
3-point FG pct	.396	.320	11/30/11	at Colorado State	L 64-65	6481
3-pt FG made per game	6.5	6.4	12/07/11	FRESNO STATE	w 71-64	5562
FREE THROWS-ATT	241-344	152-240	12/09/11	WYOMING	L 54-65	7049
Free throw pct	.701	.633	12/19/11	CSU BAKERSFIELD	w 70-64	5531
F-Throws made per game	17.2	10.9	12/22/11	TEXAS SOUTHERN	w 56-51	4621
REBOUNDS	536	438	12/28/11	NEW ORLEANS	w 92-34	5277
Rebounds per game	38.3	31.3	* 12/31/11	UTAH	w 73-33	6491
Rebounding margin	+7.0	-	* 01/05/12	WASHINGTON	w 87-69	7110
ASSISTS	188	135				
Assists per game	13.4	9.6				
TURNOVERS	199	178				
Turnovers per game	14.2	12.7				
Turnover margin	-1.5	-				
Assist/turnover ratio	0.9	0.8				
STEALS	75	91				
Steals per game	5.4	6.5				
BLOCKS	45	41				
Blocks per game	3.2	2.9				
ATTENDANCE	56019	33309				
Home games-Avg/Game	9-6224	2-5158				
Neutral site-Avg/Game	-	3-7665				

* = Pac-12 Conference

^ = Fifth Annual 5-hour ENERGY Puerto Rico Tip-off (San Juan)

Score by Periods	1st	2nd	OT	Totals
Colorado	471	528	9	1008
Opponents	386	472	6	864

2011-12 Colorado Men's Basketball
Colorado Combined Team Statistics (as of Jan 06, 2012)
Conference games

RECORD:	OVERALL	HOME	AWAY	NEUTRAL
ALL GAMES	2-0	2-0	0-0	0-0
CONFERENCE	2-0	2-0	0-0	0-0
NON-CONFERENCE	0-0	0-0	0-0	0-0

##	Player	gp-gs	min	avg	Total		3-Point		F-Throw		Rebounds				pf	dq	a	to	blk	stl	pts	avg
					fg-fga	fg%	3fg-fga	3fg%	ft-fta	ft%	off	def	tot	avg								
25	Dinwiddie, Spencer	2-2	56	28.0	8-20	.400	5-9	.556	11-12	.917	0	5	5	2.5	4	0	7	1	1	3	32	16.0
30	Brown, Carlon	2-2	52	26.0	11-17	.647	5-7	.714	1-1	1.000	2	3	5	2.5	0	0	1	5	0	0	28	14.0
00	Booker, Askia	2-0	42	21.0	8-17	.471	7-12	.583	3-4	.750	0	5	5	2.5	2	0	2	2	0	0	26	13.0
21	Roberson, Andre	2-2	57	28.5	8-14	.571	1-2	.500	8-10	.800	9	20	29	14.5	3	0	0	3	5	3	25	12.5
33	Dufault, Austin	2-2	41	20.5	4-10	.400	0-1	.000	6-7	.857	1	9	10	5.0	5	0	4	4	1	4	14	7.0
01	Tomlinson, Nate	2-2	45	22.5	3-6	.500	1-3	.333	4-4	1.000	0	1	1	0.5	4	0	6	2	0	0	11	5.5
23	Chen, Sabatino	2-0	28	14.0	4-7	.571	0-2	.000	0-0	.000	0	1	1	0.5	3	0	2	1	0	1	8	4.0
31	Adams, Jeremy	2-0	25	12.5	2-5	.400	0-2	.000	4-5	.800	1	7	8	4.0	3	0	2	1	0	1	8	4.0
15	Harris-Tunks, Shane	2-0	22	11.0	2-7	.286	0-0	.000	1-2	.500	4	0	4	2.0	2	0	1	2	3	2	5	2.5
05	Webb, Beau	1-0	3	3.0	1-1	1.000	1-1	1.000	0-0	.000	0	0	0	0.0	0	0	0	0	0	0	3	3.0
44	Cain, Damiene	2-0	17	8.5	0-0	.000	0-0	.000	0-0	.000	2	2	4	2.0	1	0	0	4	0	0	0	0.0
02	Sharpe, Shannon	2-0	5	2.5	0-0	.000	0-0	.000	0-0	.000	0	1	1	0.5	0	0	2	1	0	0	0	0.0
55	Eckloff, Trey	2-0	4	2.0	0-1	.000	0-0	.000	0-0	.000	0	1	1	0.5	1	0	0	1	0	0	0	0.0
32	Mills, Ben	1-0	3	3.0	0-0	.000	0-0	.000	0-0	.000	0	2	2	2.0	0	0	0	2	0	0	0	0.0
Team											3	1	4									
Total.....		2	400		51-105	.486	20-39	.513	38-45	.844	22	58	80	40.0	28	0	27	29	10	14	160	80.0
Opponents.....		2	400		39-125	.312	6-43	.140	18-25	.720	30	36	66	33.0	34	-	14	27	3	13	102	51.0

TEAM STATISTICS	CU	OPP	Date	Opponent	Score	Att.
SCORING	160	102	* 12/31/11	UTAH	w 73-33	6491
Points per game	80.0	51.0	* 01/05/12	WASHINGTON	w 87-69	7110
Scoring margin	+29.0	-				
FIELD GOALS-ATT	51-105	39-125				
Field goal pct	.486	.312				
3 POINT FG-ATT	20-39	6-43				
3-point FG pct	.513	.140				
3-pt FG made per game	10.0	3.0				
FREE THROWS-ATT	38-45	18-25				
Free throw pct	.844	.720				
F-Throws made per game	19.0	9.0				
REBOUNDS	80	66				
Rebounds per game	40.0	33.0				
Rebounding margin	+7.0	-				
ASSISTS	27	14				
Assists per game	13.5	7.0				
TURNOVERS	29	27				
Turnovers per game	14.5	13.5				
Turnover margin	-1.0	-				
Assist/turnover ratio	0.9	0.5				
STEALS	14	13				
Steals per game	7.0	6.5				
BLOCKS	10	3				
Blocks per game	5.0	1.5				
ATTENDANCE	13601	0				
Home games-Avg/Game	2-6800	0-0				
Neutral site-Avg/Game	-	0-0				

* = Pac-12 Conference
^ = Fifth Annual 5-hour ENERGY Puerto Rico Tip-off (San Juan)

Score by Periods	1st	2nd	Totals
Colorado	67	93	160
Opponents	41	61	102